

Atlantic Ocean Stocks

v4.66 (Nov-03-2024)

Not present Present Preferred

Stock	B/Bmsy	Time Series Types			
		U/Umsy	B/Bmgt	U/Umgt	
1. ALBANATL [Albacore tuna Northern Atlantic]	TB SSB	ER F	TB SSB	ER F	
2. ALBASATL [Albacore tuna South Atlantic]	TB SSB	ER F	TB SSB	ER F	
3. ATBTUNAEATL [Atlantic bluefin tuna Eastern Atlantic]	TB SSB	ER F	TB SSB	ER F	
4. ATBTUNAWATL [Atlantic bluefin tuna Western Atlantic]	TB SSB	ER F	TB SSB	ER F	
5. BIGEYEATL [Bigeye tuna Atlantic Ocean]	TB SSB	ER F	TB SSB	ER F	
6. BLSHARNATL [Blue shark Northern Atlantic]	TB SSB	ER F	TB SSB	ER F	
7. BLSHARSATL [Blue shark South Atlantic]	TB SSB	ER F	TB SSB	ER F	
8. BMARLINATL [Blue marlin Atlantic Ocean]	TB SSB	ER F	TB SSB	ER F	
9. SAILEATL [Sailfish Eastern Atlantic]	TB SSB	ER F	TB SSB	ER F	
10. SAILWATL [Sailfish Western Atlantic]	TB SSB	ER F	TB SSB	ER F	
11. SFMAKONATL [Shortfin mako Northern Atlantic]	TB SSB	ER F	TB SSB	ER F	
12. SFMAKOSATL [Shortfin mako South Atlantic]	TB SSB	ER F	TB SSB	ER F	
13. SKJEATL [Skipjack tuna Eastern Atlantic]	TB SSB	ER F	TB SSB	ER F	
14. SKJWATL [Skipjack tuna Western Atlantic]	TB SSB	ER F	TB SSB	ER F	
15. SWORDNATL [Swordfish Northern Atlantic]	TB SSB	ER F	TB SSB	ER F	
16. SWORDSATL [Swordfish South Atlantic]	TB SSB	ER F	TB SSB	ER F	
17. WMARLINATL [White marlin Atlantic Ocean]	TB SSB	ER F	TB SSB	ER F	
18. YFINATL [Yellowfin tuna Atlantic Ocean]	TB SSB	ER F	TB SSB	ER F	

Albacore tuna Northern Atlantic [ALBANATL]

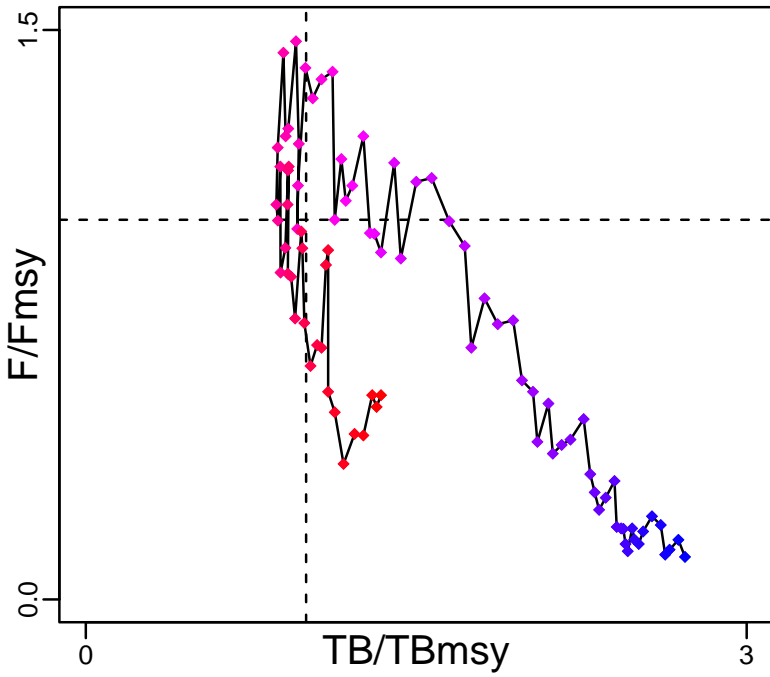
Metadata	
Scientific Name	Thunnus alalunga
Current Assess ID	ICCAT-ALBANATL-1930-2016-PONS
Area	Northern Atlantic
Management Authority	International Commission for the Conservation of Atlantic Tunas
Assessor	International Commission for the Conservation of Atlantic Tunas
Asmts in RAM	2011, 2015, 2016

Reference Points			
Type	ID	Asmt Year	Value
TBmsy	TBmsy-extr-MT	2016	416,187
SSBmsy	-	-	-
Fmsy	Fmsy-extr-1/yr	2016	0.087
ERmsy	ERmsy-calc-ratio	2015	0.084
TBmgt	TBmgt-MT	2015	435,300
SSBmgt	-	-	-
Fmgt	Fmgt-1/yr	2015	0.084
ERmgt	-	-	-
TB0	-	-	-
SSB0	-	-	-
MSY	MSY-MT	2015	36,650
M	M-1/yr	2015	0.3
TBlim	-	-	-
SSBlim	-	-	-
Flim	-	-	-
ERlim	-	-	-

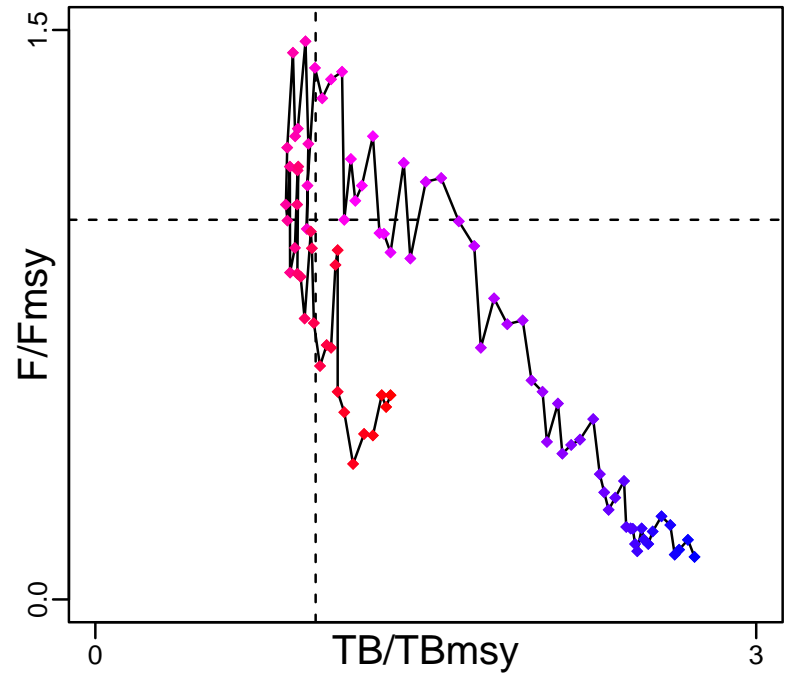
Time Series					
Type	ID	Asmt Year	Curr Value	Sex	Age
TB	TB-MT	2016	569,000	-	-
SSB	-	-	-	-	-
TN	-	-	-	-	-
R	-	-	-	-	-
F	F-1/yr	2016	0.045	-	-
ER	ER-calc-ratio	2016	0.045	-	-
TC	TC-MT	2015	24,700		
TL	TL-MT	2016	30,100		
TB/TBmsy	TBdivTBmsy-dimensionless	2016	1.34		
SSB/SSBmsy	SSBdivSSBmsy-dimensionless	2015	0.763		
F/Fmsy	FdivFmsy-dimensionless	2016	0.538		
ER/ERmsy	ER-calc-ratio/ERmsy-calc-ratio	2015	0.731		
TB/TBmgt	TB-MT/TBmgt-MT	2015	0.747		
SSB/SSBmgt	-	-	-		
F/Fmgt	F-1/yr/Fmgt-1/yr	2015	0.75		
ER/ERmgt	-	-	-		

Albacore tuna Northern Atlantic [ALBANATL]

Kobe MSYpref (1930–2016–PONS)



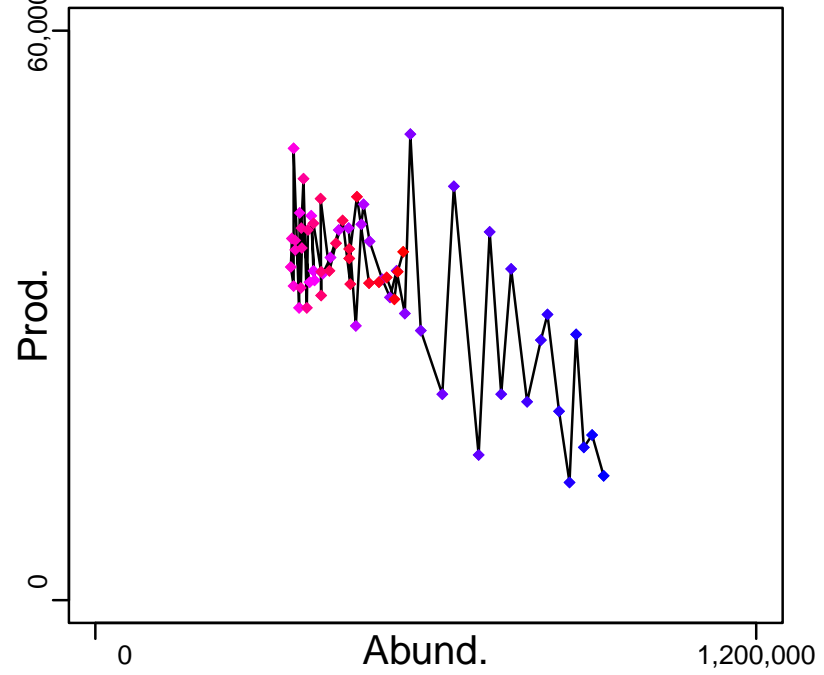
Kobe MGTpref (1930–2016–PONS)



Spawner Recruit*



Production (1930–2016–PONS)


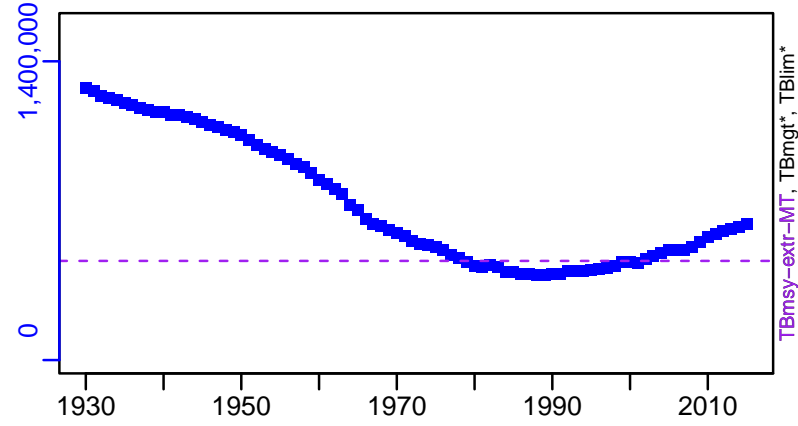


◆ Start Year ◆ End Year * No Data

Albacore tuna Northern Atlantic [ALBANATL]

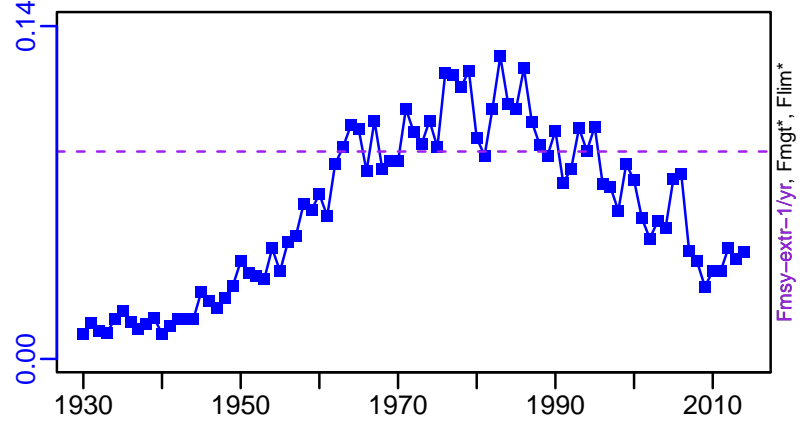

TB-MT (1930–2016–PONS)

SSB*




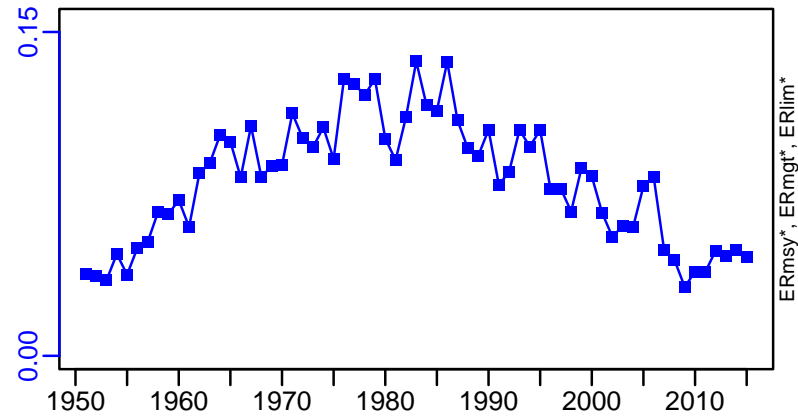
TN *

F-1/yr (1930–2016–PONS)



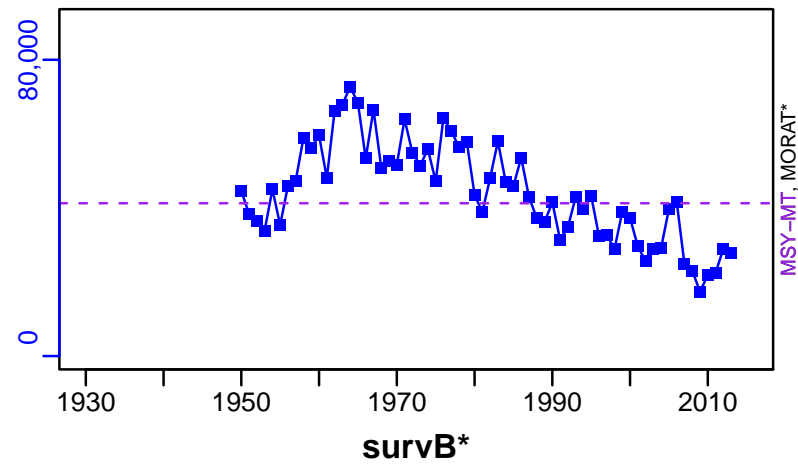
ER-calc-ratio (1930–2016–PONS)

Recruits*


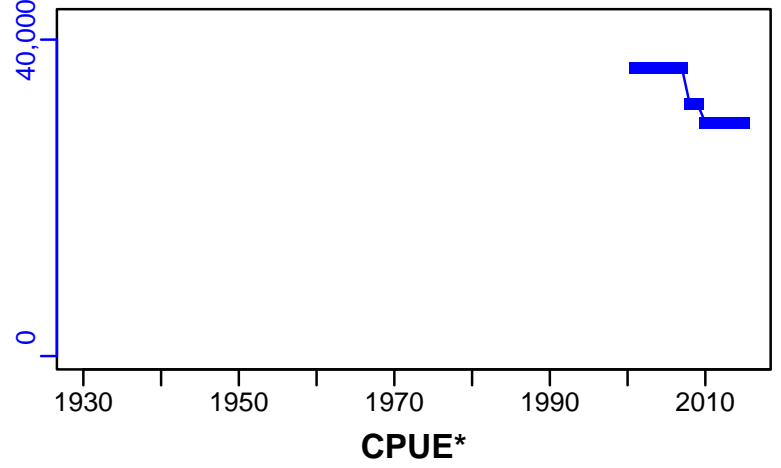


Albacore tuna Northern Atlantic [ALBANATL]

TC-MT, TL*, RecC* (1930-2015-PONS)



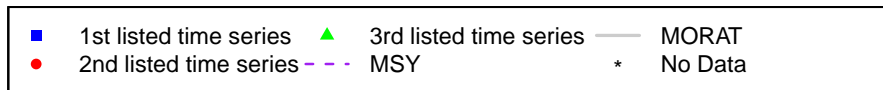
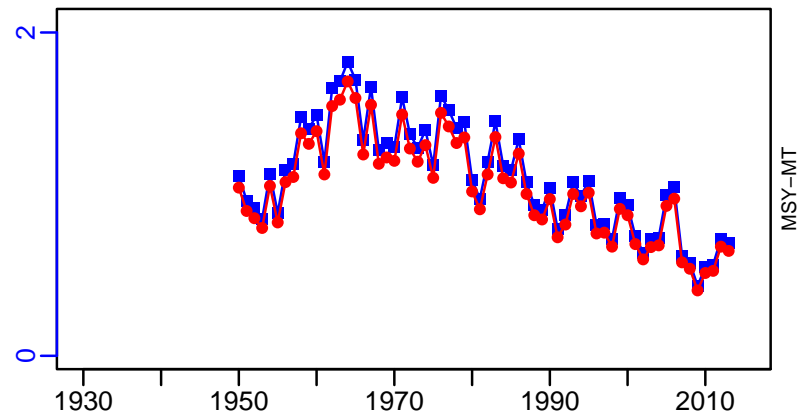
TAC-MT, Cpair*, Cadv* (1930-2015-PONS)



EFFORT*



TC-MT/MSY-MT, CdivMEANC-ratio, (1930-2015-PONS)



Albacore tuna South Atlantic [ALBASATL]

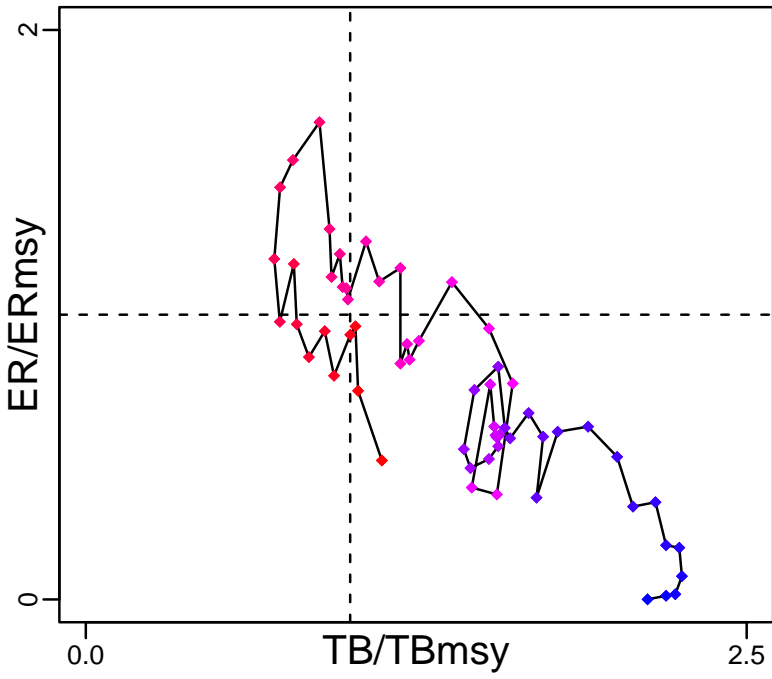
Metadata	
Scientific Name	Thunnus alalunga
Current Assess ID	ICCAT-ALBASATL-1956-2018-PONS
Area	South Atlantic
Management Authority	International Commission for the Conservation of Atlantic Tunas
Assessor	International Commission for the Conservation of Atlantic Tunas
Asmts in RAM	2015, 2016, 2018

Reference Points			
Type	ID	Asmt Year	Value
TBmsy	TBmsy-extr-MT	2018	128,724
SSBmsy	-	-	-
Fmsy	Fmsy-extr-1/yr	2018	0.217
ERmsy	ERmsy-calc-ratio	2018	0.202
TBmgt	TBmgt-MT	2015	184,108
SSBmgt	-	-	-
Fmgt	Fmgt-1/yr	2015	0.17
ERmgt	-	-	-
TB0	-	-	-
SSB0	-	-	-
MSY	MSY-MT	2018	26,000
M	M-1/yr	2018	0.3
TBlim	-	-	-
SSBlim	-	-	-
Flim	-	-	-
ERlim	-	-	-

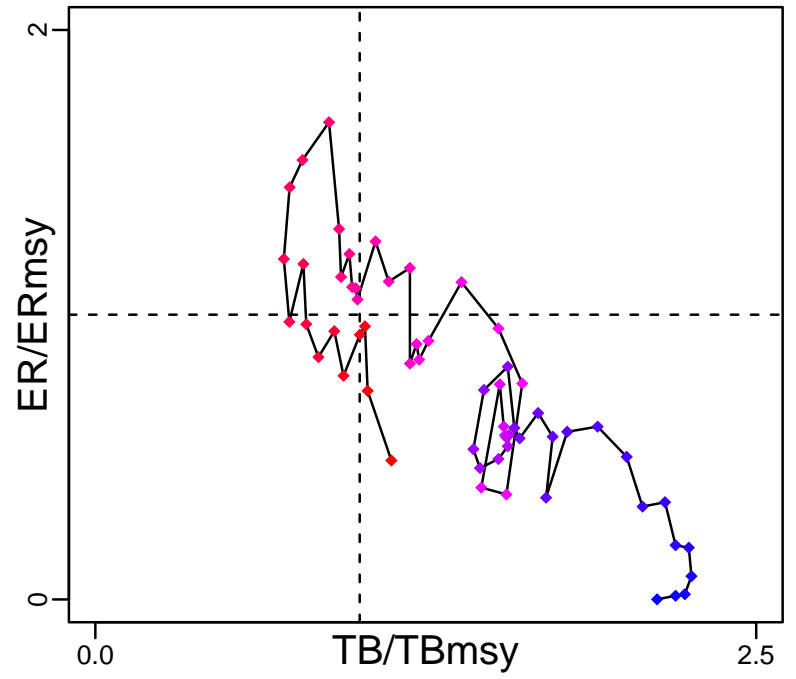
Time Series					
Type	ID	Asmt Year	Curr Value	Sex	Age
TB	TB-MT	2018	139,000	-	-
SSB	-	-	-	-	-
TN	-	-	-	-	-
R	-	-	-	-	-
F	F-1/yr	2018	0.098	-	-
ER	ER-calc-ratio	2018	0.099	-	-
TC	TC-MT	2015	19,200		
TL	TL-MT	2018	17,098		
TB/TBmsy	TBdivTBmsy-dimensionless	2018	1.12		
SSB/SSBmsy	-	-	-		
F/Fmsy	FdivFmsy-dimensionless	2018	0.44		
ER/ERmsy	ER-calc-ratio/ERmsy-calc-ratio	2018	0.488		
TB/TBmgt	TB-MT/TBmgt-MT	2015	0.809		
SSB/SSBmgt	-	-	-		
F/Fmgt	F-1/yr/Fmgt-1/yr	2015	1.129		
ER/ERmgt	-	-	-		

Albacore tuna South Atlantic [ALBASATL]


Kobe MSYpref (1956–2018–PONS)



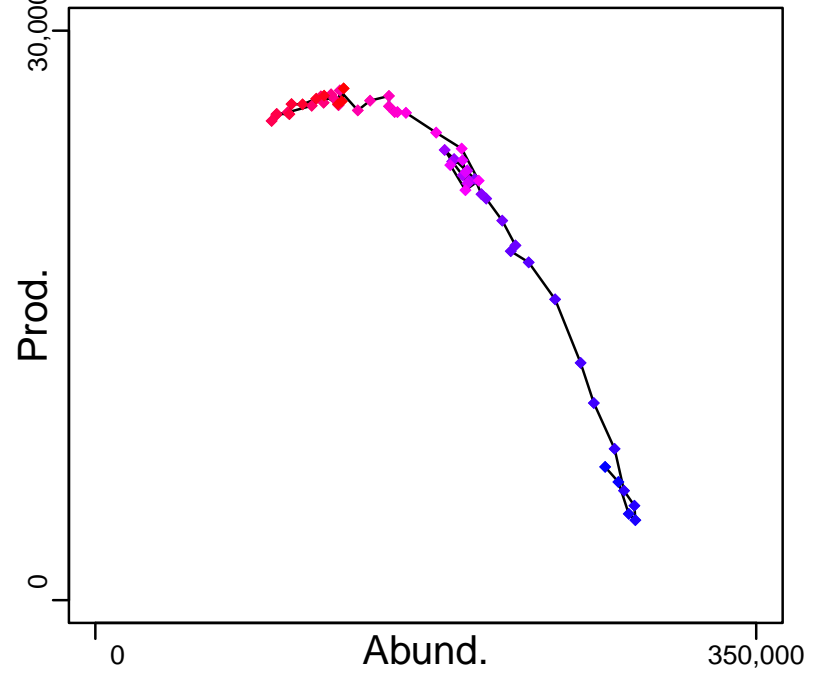
Kobe MGTpref (1956–2018–PONS)



Spawner Recruit*



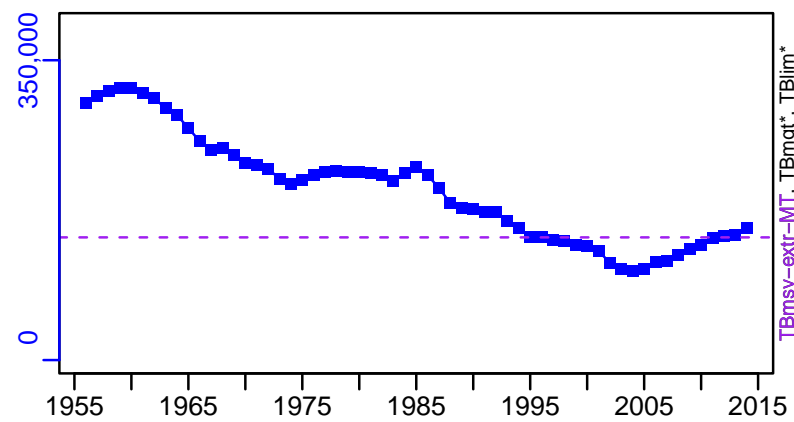
Production (1956–2018–PONS)




◆ Start Year ◆ End Year * No Data

Albacore tuna South Atlantic [ALBASATL]

TB-MT (1956–2018–PONS)



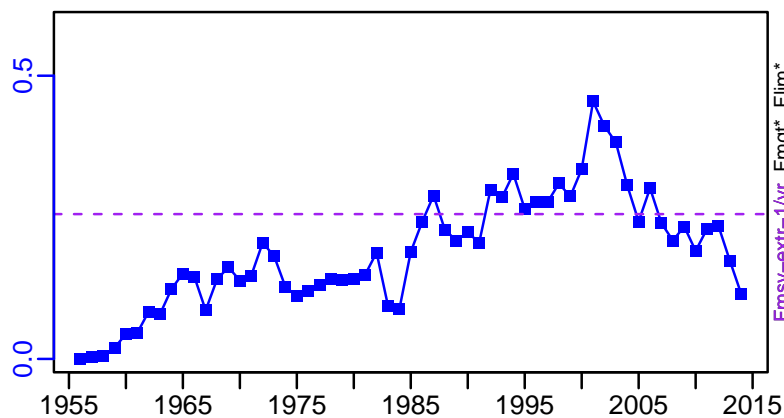
SSB*



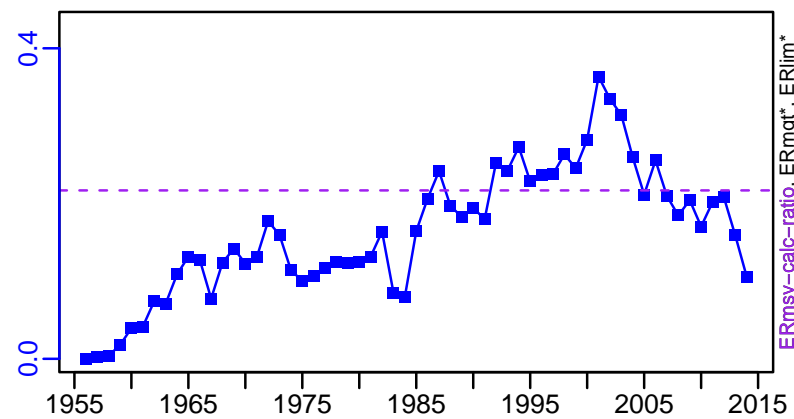
TN *




F-1/yr (1956–2018–PONS)



ER-calc-ratio (1956–2018–PONS)

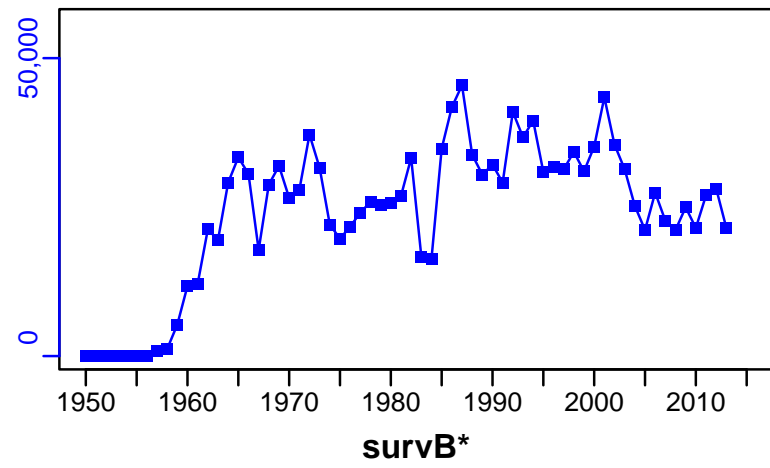


Recruits*

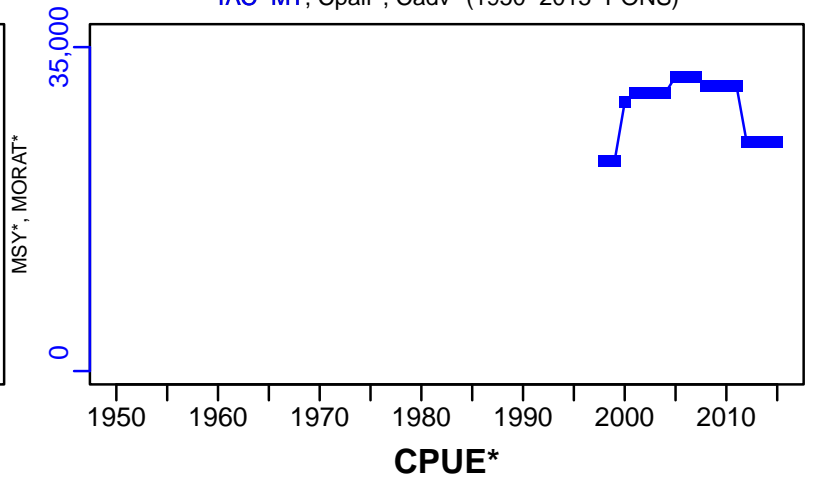


Albacore tuna South Atlantic [ALBASATL]

TC-MT, TL*, RecC* (1950-2015-PONS)



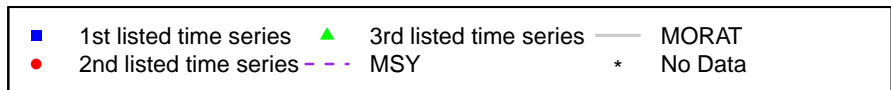
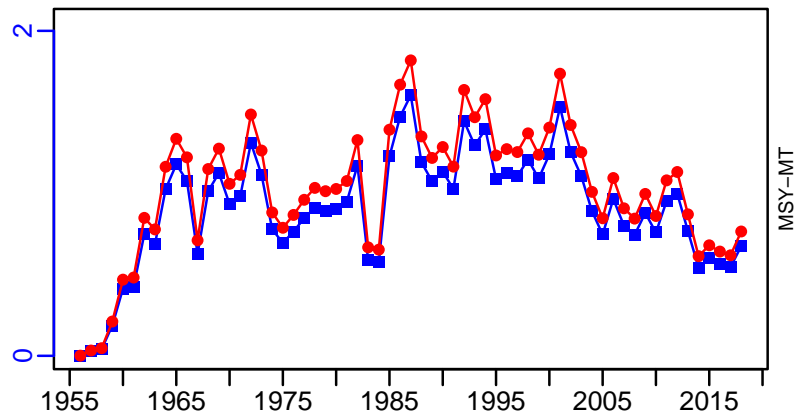
TAC-MT, Cpair*, Cadv* (1950-2015-PONS)



EFFORT*



TL-MT/MSY-MT, CdivMEANC-ratio, (1956-2018-PONS)



Atlantic bluefin tuna Eastern Atlantic [ATBTUNAEATL]

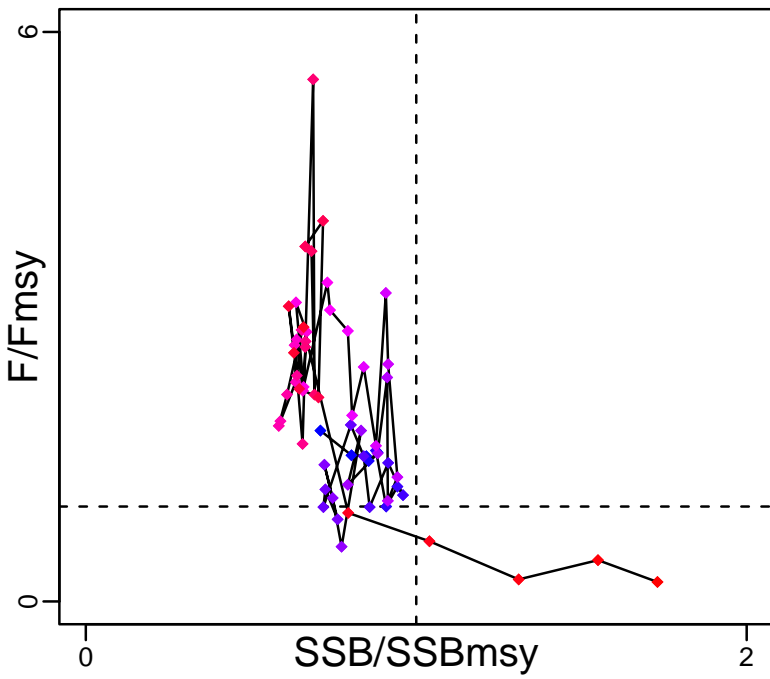
Metadata	
Scientific Name	Thunnus thynnus
Current Assess ID	ICCAT-ATBTUNAEATL-1951-2016-PONS
Area	Eastern Atlantic
Management Authority	International Commission for the Conservation of Atlantic Tunas
Assessor	International Commission for the Conservation of Atlantic Tunas
Asmts in RAM	2015, 2016

Reference Points			
Type	ID	Asmt Year	Value
TBmsy	-	-	-
SSBmsy	SSBmsy-MT	2015	325,322
Fmsy	Fmsy-extr-1/yr	2016	0.111
ERmsy	-	-	-
TBmgt	-	-	-
SSBmgt	SSBmgt-MT	2015	325,322
Fmgt	Fmgt-1/yr	2015	0.14
ERmgt	-	-	-
TB0	-	-	-
SSB0	-	-	-
MSY	MSY-MT	2015	40,252
M	-	-	-
TBlim	-	-	-
SSBlim	-	-	-
Flim	-	-	-
ERlim	-	-	-

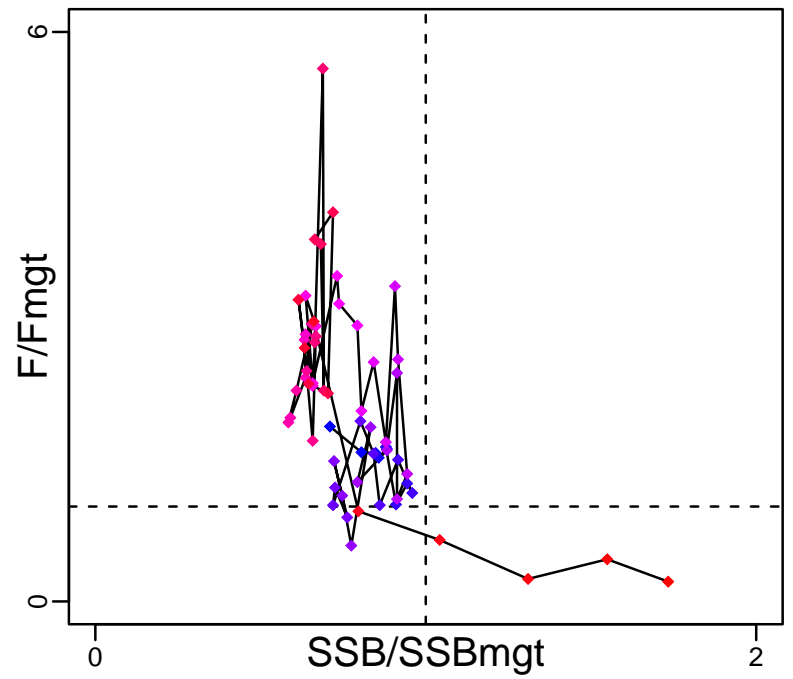
Time Series					
Type	ID	Asmt Year	Curr Value	Sex	Age
TB	-	-	-	-	-
SSB	SSB-MT	2016	605,000	-	-
TN	-	-	-	-	-
R	R-E00	2016	4,330,000	-	-
F	F-1/yr	2016	0.038	-	10+
ER	-	-	-	-	-
TC	TC-MT	2015	13,200		
TL	TL-MT	2016	6940		
TB/TBmsy	-	-	-		
SSB/SSBmsy	SSBdivSSBmsy-dimensionless	2015	1.73		
F/Fmsy	FdivFmsy-dimensionless	2016	0.34		
ER/ERmsy	-	-	-		
TB/TBmgt	-	-	-		
SSB/SSBmgt	SSB-MT/SSBmgt-MT	2015	1.734		
F/Fmgt	F-1/yr/Fmgt-1/yr	2015	0.209		
ER/ERmgt	-	-	-		

Atlantic bluefin tuna Eastern Atlantic [ATBTUNAEATL]

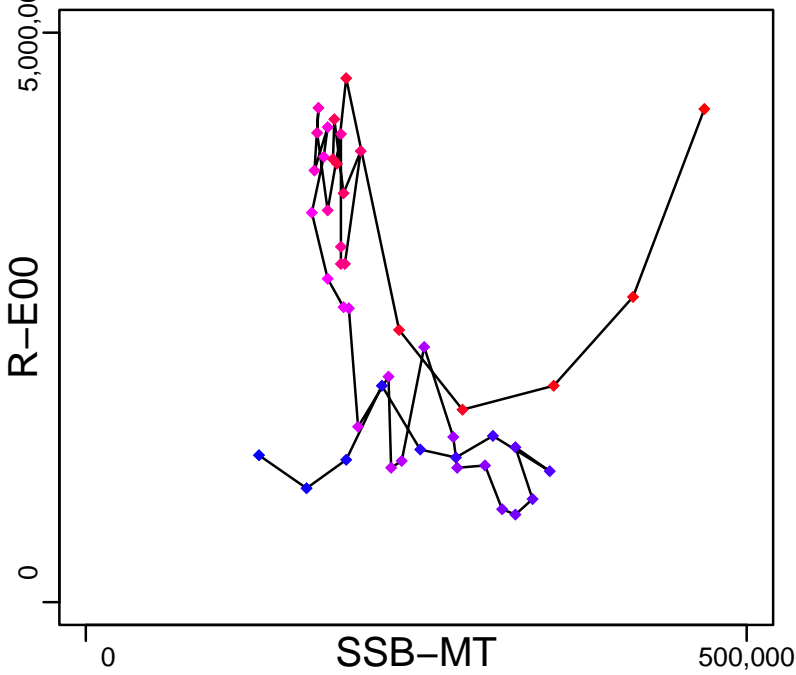
Kobe MSYpref (1950–2015–PONS)



Kobe MGTpref (1950–2015–PONS)



Spawner Recruit (1951–2016–PONS)



Production*



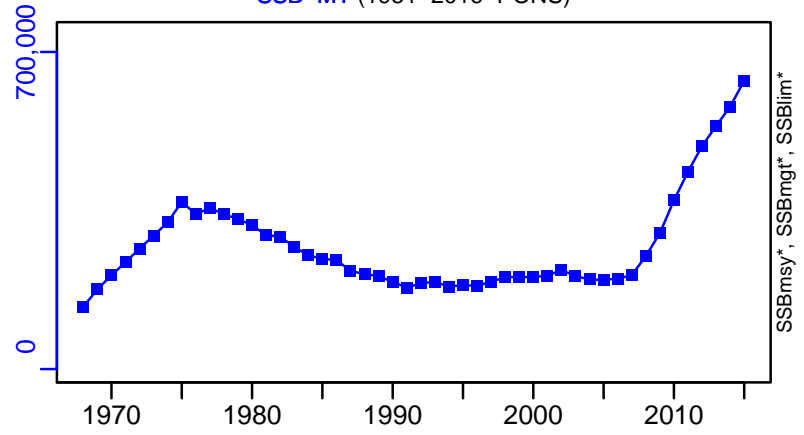
◆ Start Year ◆ End Year * No Data

Atlantic bluefin tuna Eastern Atlantic [ATBTUNAEATL]


TB*



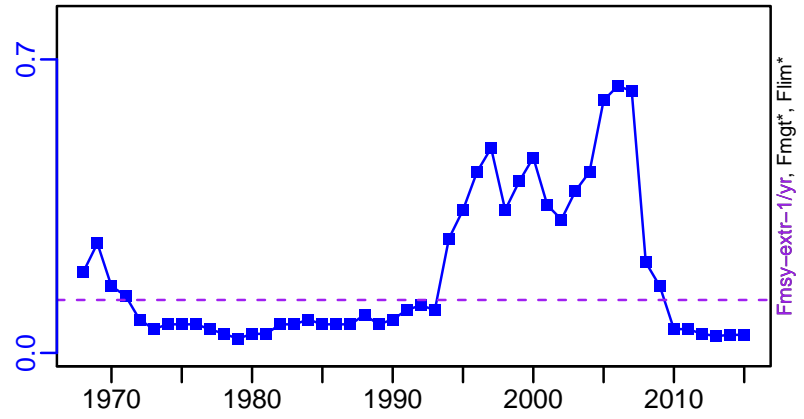
SSB-MT (1951–2016–PONS)




TN *



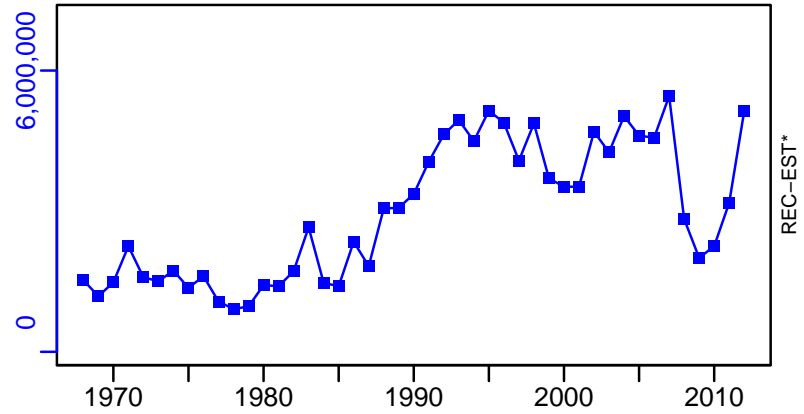
F-1/yr (1951–2016–PONS)



ER*




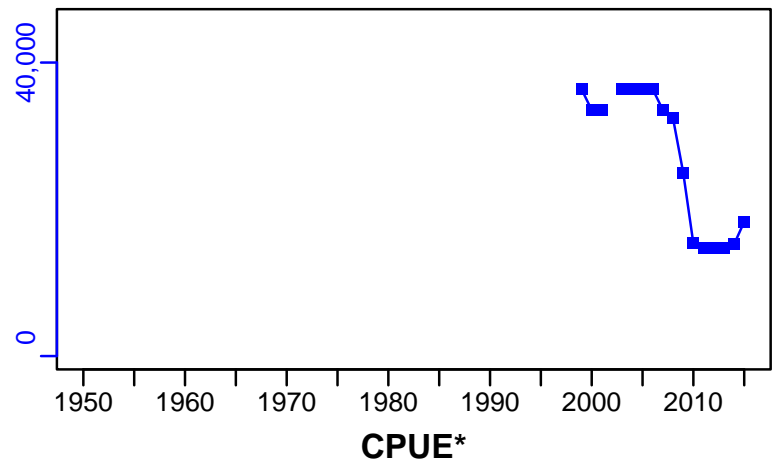
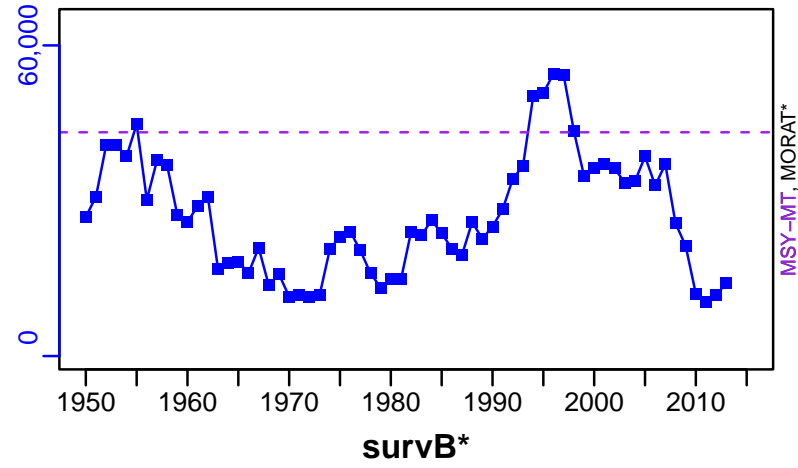
R-E00 (1951–2016–PONS)



Atlantic bluefin tuna Eastern Atlantic [ATBTUNAEATL]

TC-MT, TL*, RecC* (1950-2015-PONS)

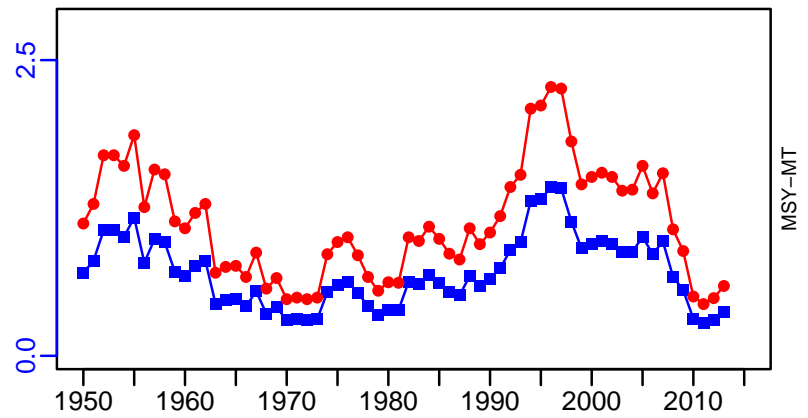
TAC-MT, Cpair*, Cadv* (1950-2015-PONS)



EFFORT*



TC-MT/MSY-MT, CdivMEANC-ratio, (1950-2015-PONS)



Atlantic bluefin tuna Western Atlantic [ATBTUNAWATL]

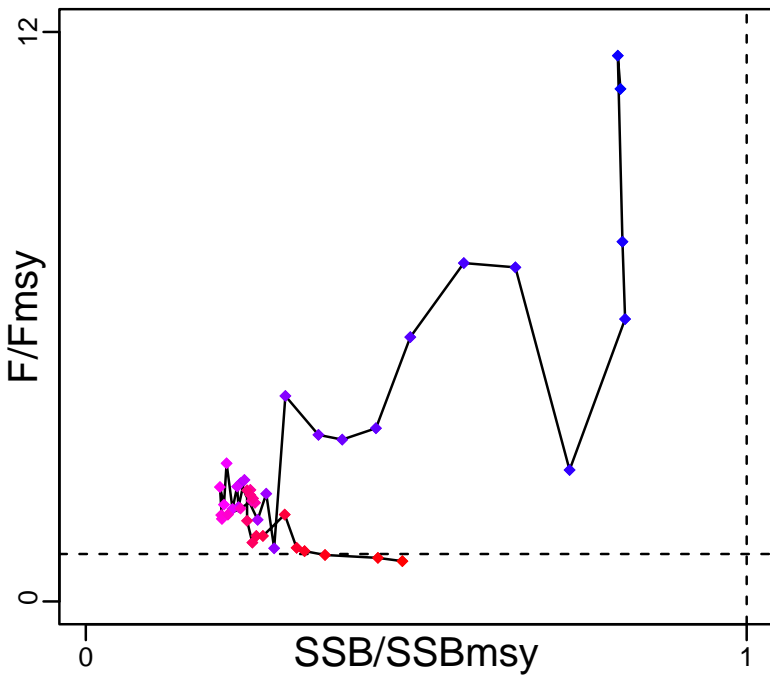
Metadata	
Scientific Name	Thunnus thynnus
Current Assess ID	ICCAT-ATBTUNAWATL-1950-2019-SISIMP2021-2
Area	Western Atlantic
Management Authority	International Commission for the Conservation of Atlantic Tunas
Assessor	International Commission for the Conservation of Atlantic Tunas
Asmts in RAM	2015, 2019, 2016, 2013

Reference Points			
Type	ID	Asmt Year	Value
TBmsy	-	-	-
SSBmsy	SSBmsy-MT	2015	62,443
Fmsy	Fmsy-extr-1/yr	2016	0.104
ERmsy	-	-	-
TBmgt	-	-	-
SSBmgt	SSBmgt-MT	2015	62,443
Fmgt	Fmgt-1/yr	2015	0.08
ERmgt	-	-	-
TB0	-	-	-
SSB0	-	-	-
MSY	MSY-MT	2015	5233
M	-	-	-
TBlim	-	-	-
SSBlim	-	-	-
Flim	-	-	-
ERlim	-	-	-

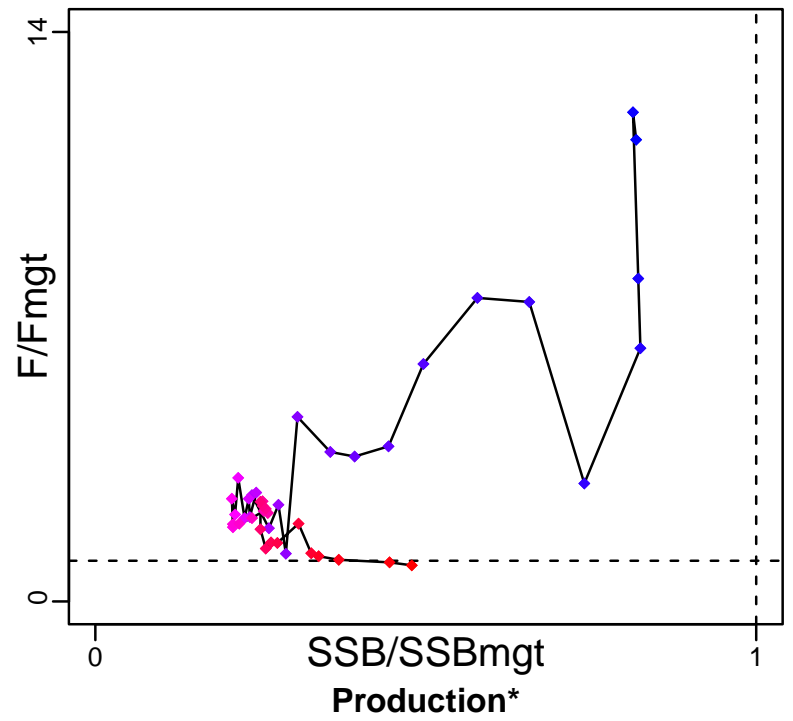
Time Series					
Type	ID	Asmt Year	Curr Value	Sex	Age
TB	-	-	-	-	-
SSB	SSB-MT	2016	18,400	-	-
TN	-	-	-	-	-
R	R-E00	2013	80,300	-	1
F	F-1/yr	2016	0.094	-	-
ER	-	-	-	-	-
TC	TC-MT	2019	2310		
TL	TL-MT	2016	1910		
TB/TBmsy	-	-	-		
SSB/SSBmsy	SSBdivSSBmsy-dimensionless	2015	0.479		
F/Fmsy	FdivFmsy-dimensionless	2016	0.9		
ER/ERmsy	-	-	-		
TB/TBmgt	-	-	-		
SSB/SSBmgt	SSB-MT/SSBmgt-MT	2015	0.479		
F/Fmgt	F-1/yr/Fmgt-1/yr	2015	0.887		
ER/ERmgt	-	-	-		

Atlantic bluefin tuna Western Atlantic [ATBTUNAWATL]

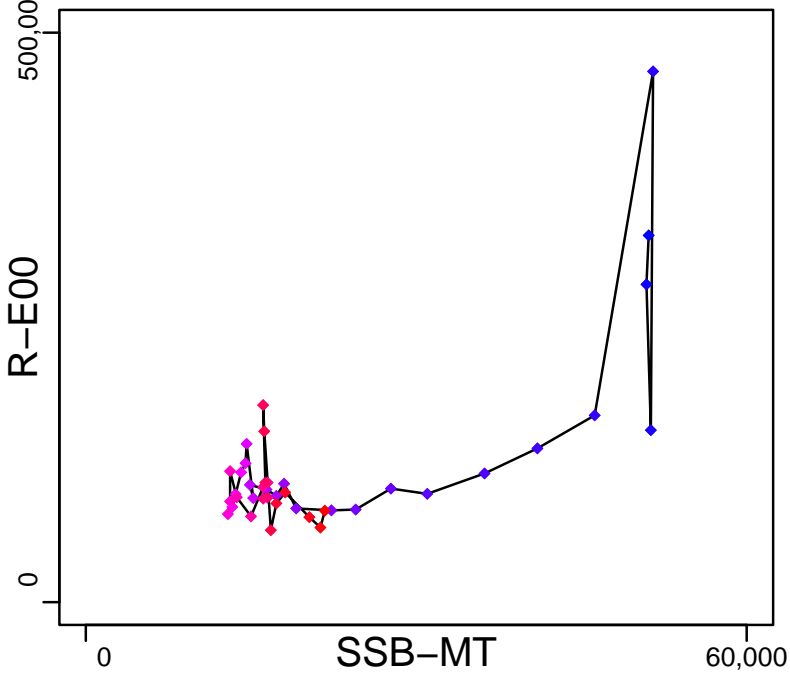
Kobe MSYpref (1950–2015–PONS)



Kobe MGTpref (1950–2015–PONS)



Spawner Recruit (1970–2013–SISIMP2016)




Production*



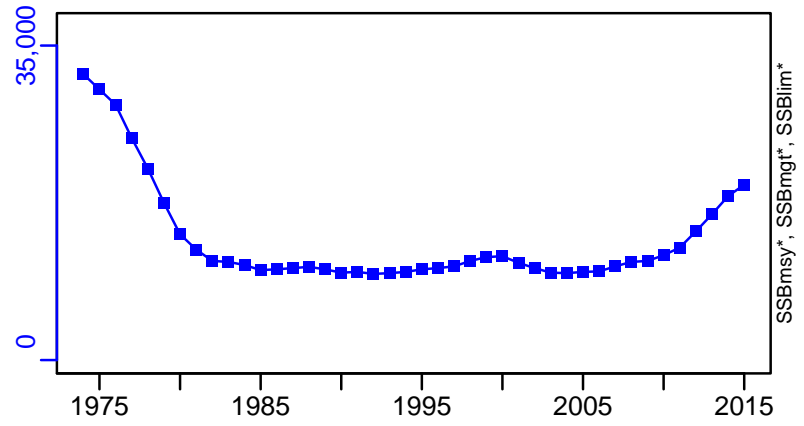
◆ Start Year ◆ End Year * No Data

Atlantic bluefin tuna Western Atlantic [ATBTUNAWATL]


TB*



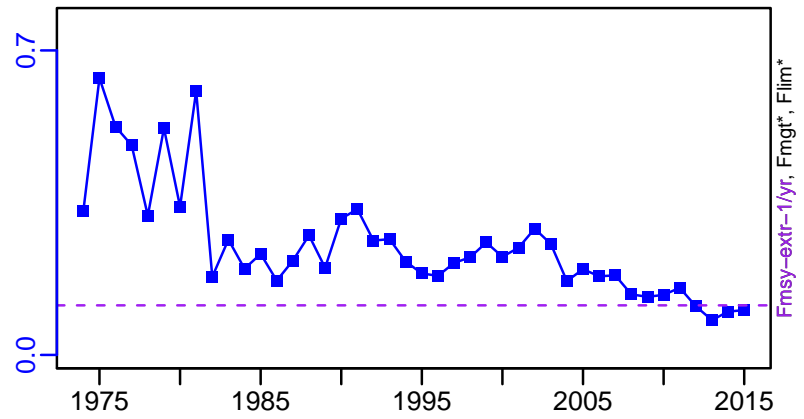
SSB-MT (1951–2016–PONS)




TN *



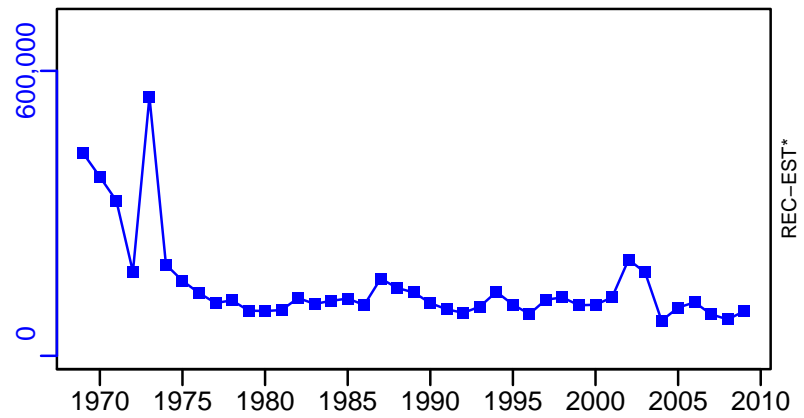
F-1/yr (1951–2016–PONS)



ER*

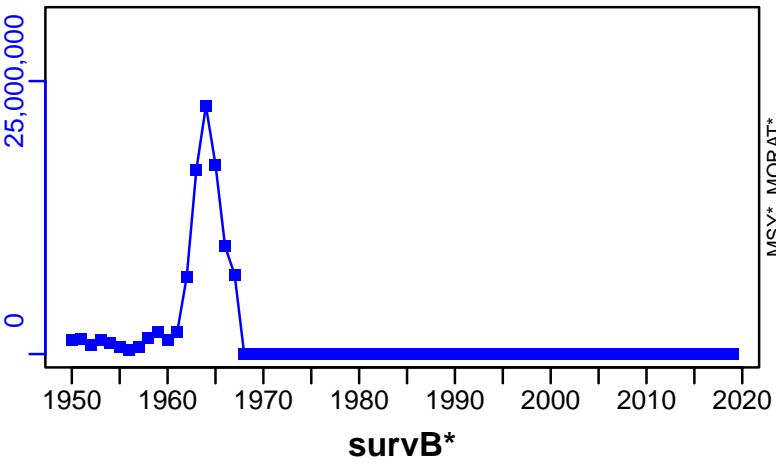


R-E00 (1970–2013–SISIMP2016)

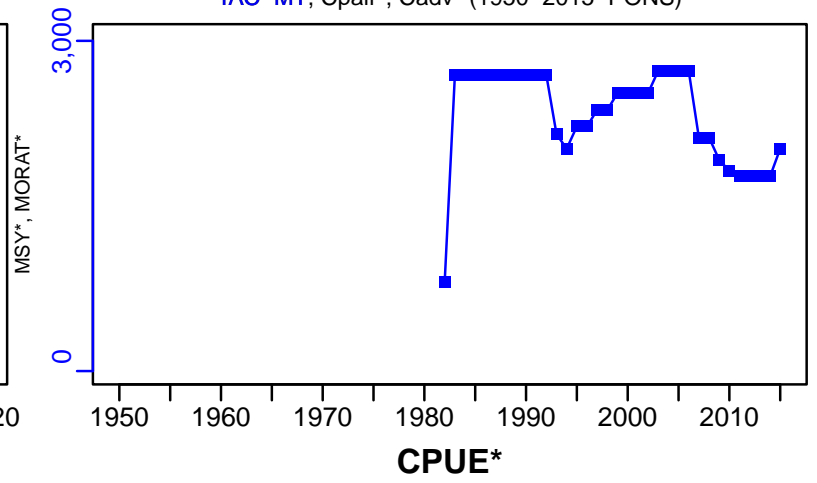


Atlantic bluefin tuna Western Atlantic [ATBTUNAWATL]


TC-MT, TL*, RecC* (1950-2019-SISIMP2021-2)



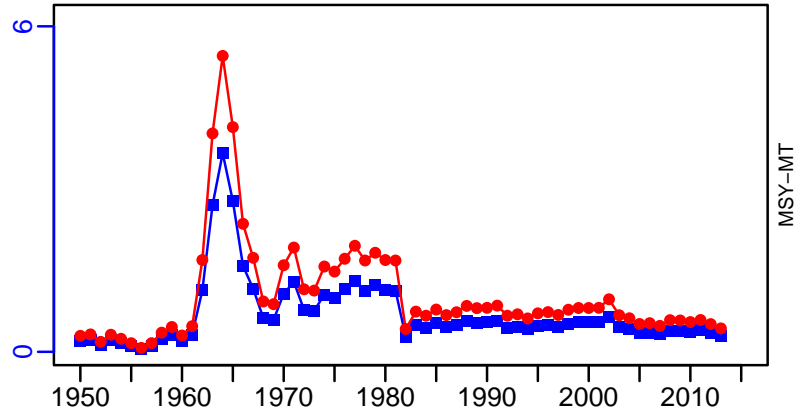
TAC-MT, Cpair*, Cadv* (1950-2015-PONS)



EFFORT*



TC-MT/MSY-MT, CdivMEANC-ratio, (1950-2015-PONS)



■ 1st listed time series ▲ 3rd listed time series — MORAT
 ● 2nd listed time series - - - MSY * No Data

Bigeye tuna Atlantic Ocean [BIGEYEATL]

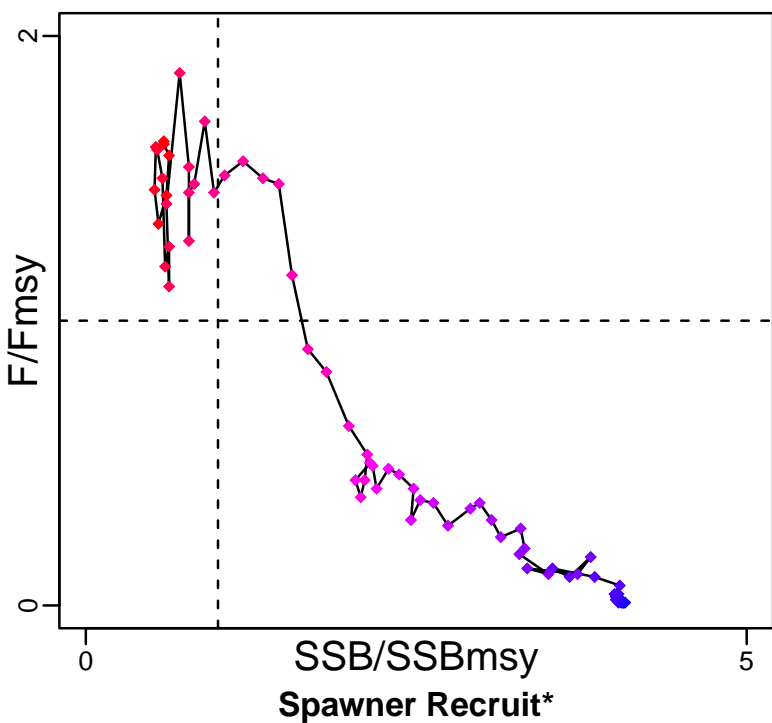
Metadata	
Scientific Name	Thunnus obesus
Current Assess ID	ICCAT-BIGEYEATL-1950-2018-PONS
Area	Atlantic Ocean
Management Authority	International Commission for the Conservation of Atlantic Tunas
Assessor	International Commission for the Conservation of Atlantic Tunas
Asmts in RAM	2010, 2016, 2018

Reference Points			
Type	ID	Asmt Year	Value
TBmsy	TBmsy-extr-MT	2016	451,460
SSBmsy	-	-	-
Fmsy	Fmsy-extr-1/yr	2016	0.163
ERmsy	ERmsy-calc-ratio	2010	0.216
TBmgt	-	-	-
SSBmgt	-	-	-
Fmgt	-	-	-
ERmgt	-	-	-
TB0	-	-	-
SSB0	-	-	-
MSY	MSY-MT	2018	76,000
M	-	-	-
TBlim	-	-	-
SSBlim	-	-	-
Flim	-	-	-
ERlim	-	-	-

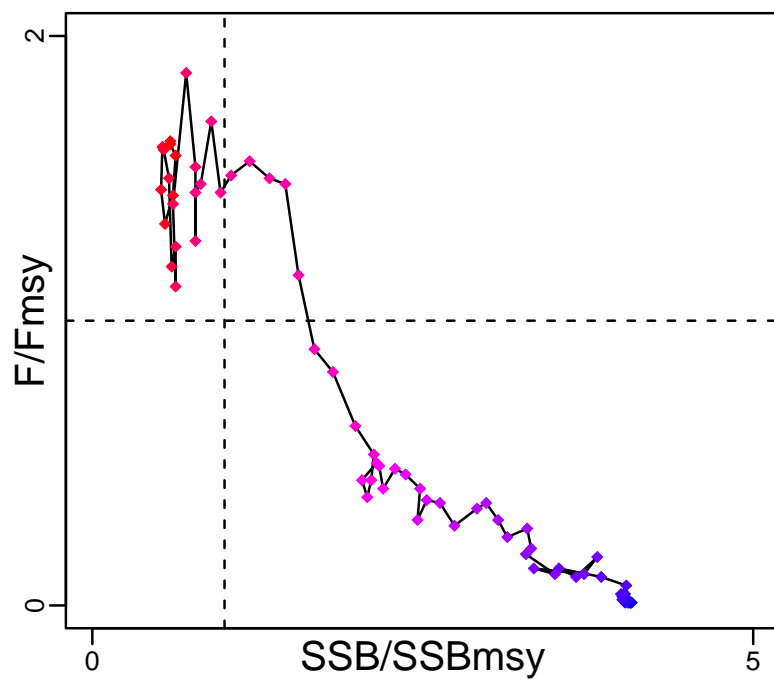
Time Series					
Type	ID	Asmt Year	Curr Value	Sex	Age
TB	TB-MT	2016	426,000	-	-
SSB	-	-	-	-	-
TN	-	-	-	-	-
R	-	-	-	-	-
F	F-1/yr	2016	0.136	-	-
ER	ER-calc-ratio	2016	0.184	-	-
TC	TC-MT	2010	87,900		
TL	TL-MT	2018	72,880		
TB/TBmsy	TBdivTBmsy-dimensionless	2016	0.744		
SSB/SSBmsy	SSBdivSSBmsy-dimensionless	2018	0.59		
F/Fmsy	FdivFmsy-dimensionless	2018	1.63		
ER/ERmsy	ER-ratio/ERmsy-calc-ratio	2010	0.964		
TB/TBmgt	-	-	-		
SSB/SSBmgt	-	-	-		
F/Fmgt	-	-	-		
ER/ERmgt	-	-	-		

Bigeye tuna Atlantic Ocean [BIGEYEATL]

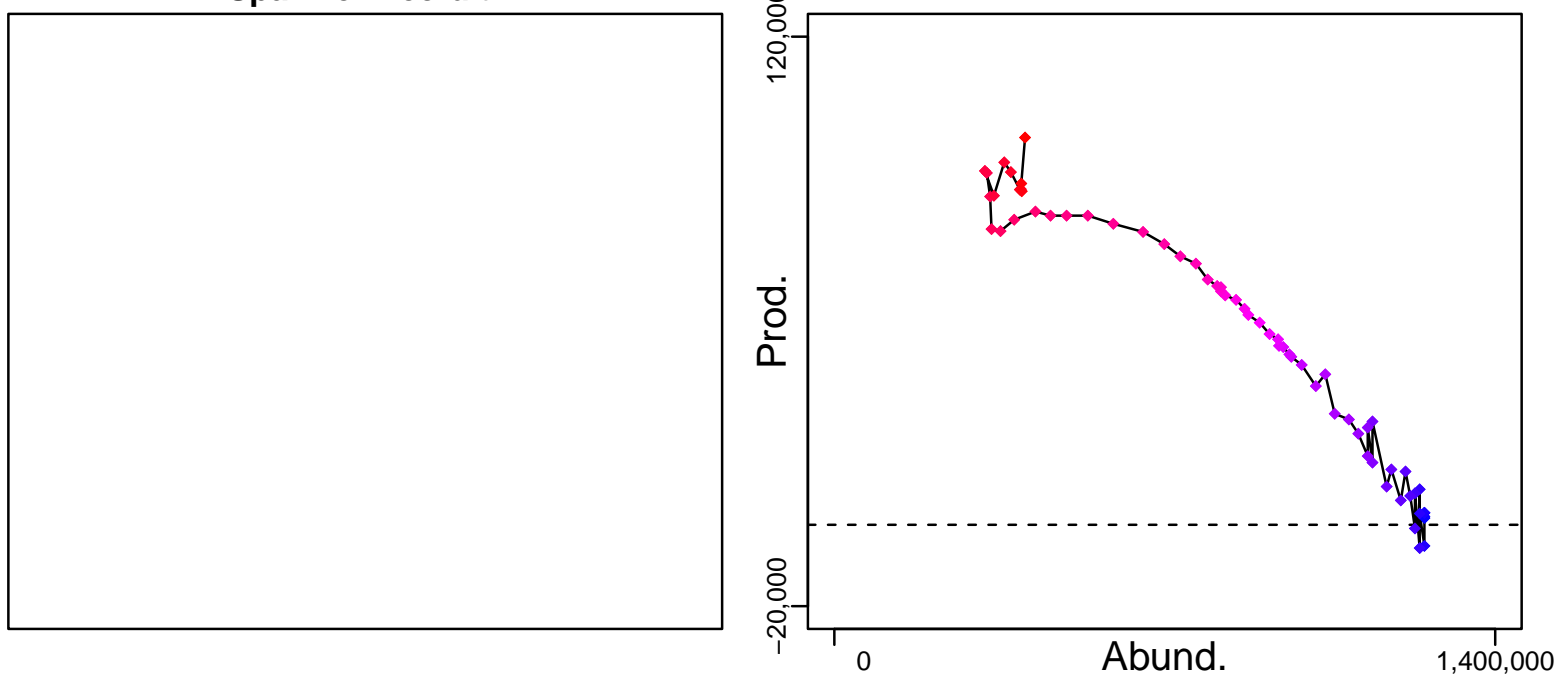
Kobe MSYpref (1950–2018–PONS)



Kobe MGTpref (1950–2018–PONS)

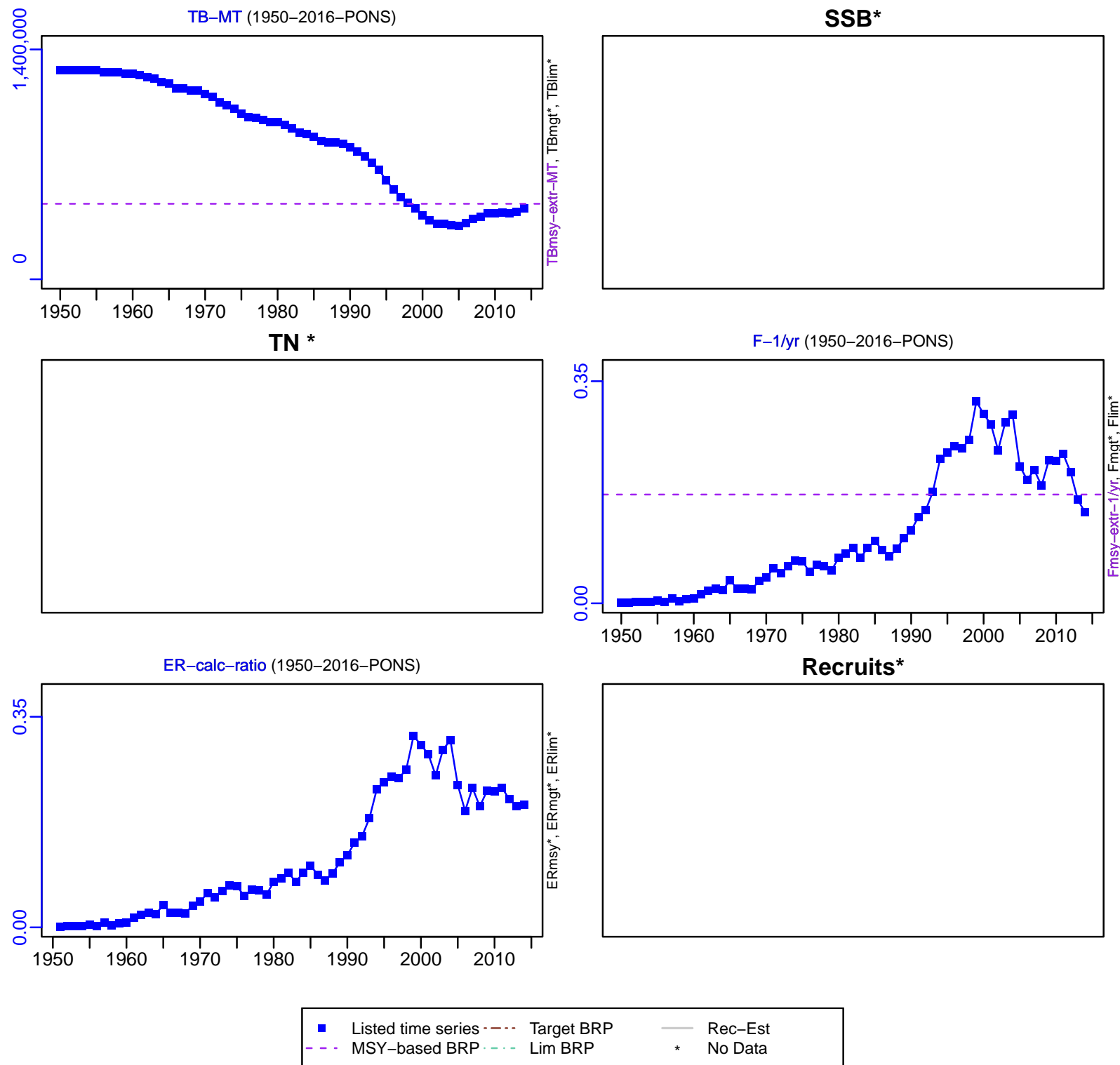


Production (1950–2016–PONS)



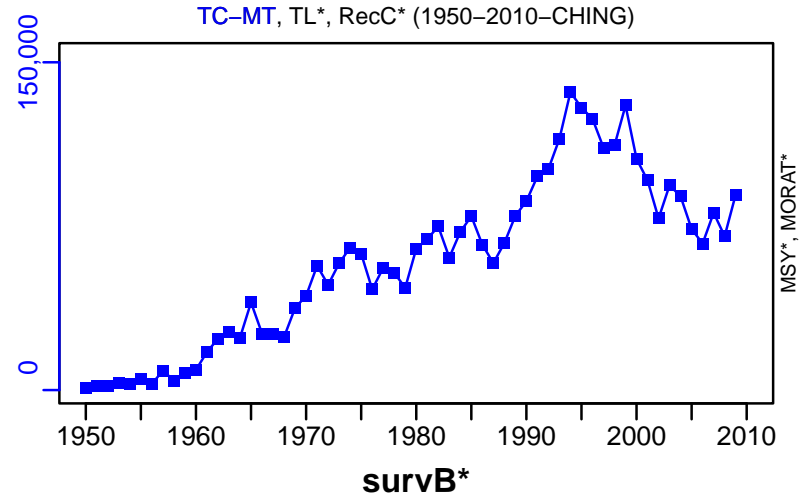
◆ Start Year ◆ End Year * No Data

Bigeye tuna Atlantic Ocean [BIGEYEATL]



Bigeye tuna Atlantic Ocean [BIGEYEATL]

TC-MT, TL*, RecC* (1950–2010–CHING)




TAC*, Cpair*, Cadv*



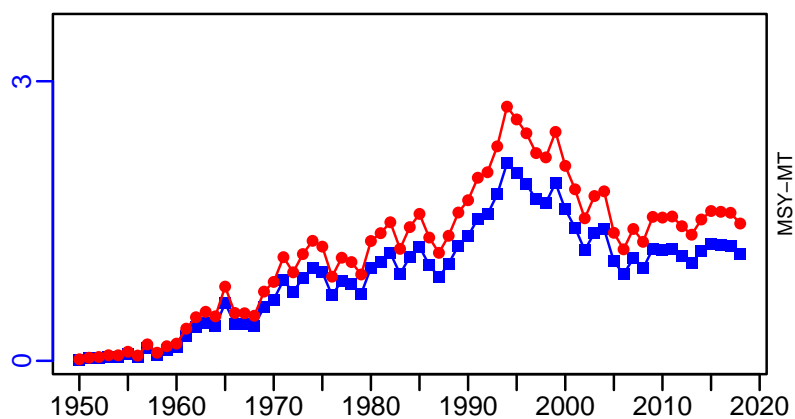
CPUE*



EFFORT*



TL-MT/MSY-MT, CdivMEANC-ratio, (1950–2018–PONS)



■ 1st listed time series ▲ 3rd listed time series — MORAT
● 2nd listed time series - - - MSY * No Data

Blue shark Northern Atlantic [BLSHARNATL]

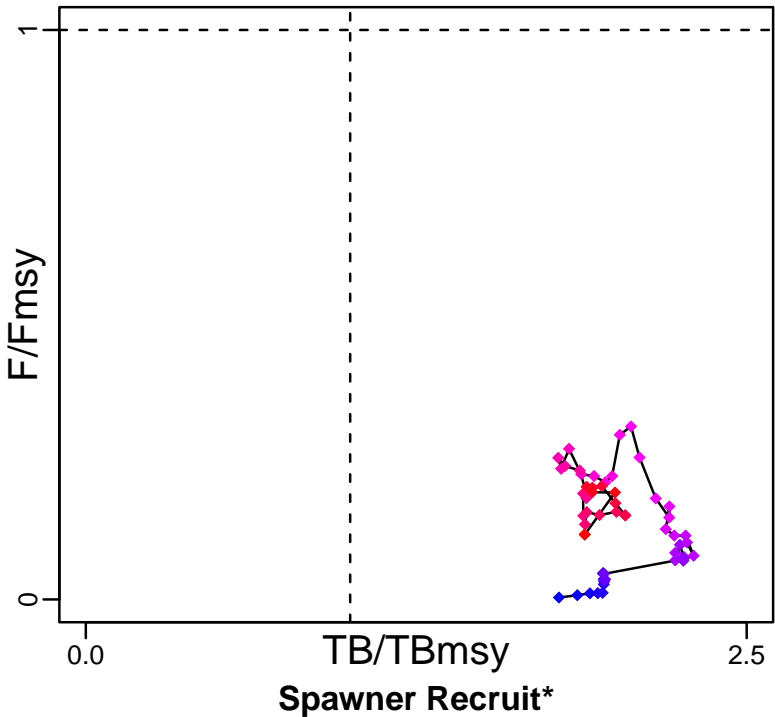
Metadata	
Scientific Name	Prionace glauca
Current Assess ID	ICCAT-BLSHARNATL-1957-2018-PONS
Area	Northern Atlantic
Management Authority	International Commission for the Conservation of Atlantic Tunas
Assessor	International Commission for the Conservation of Atlantic Tunas
Asmts in RAM	2018

Reference Points			
Type	ID	Asmt Year	Value
TBmsy	-	-	-
SSBmsy	-	-	-
Fmsy	-	-	-
ERmsy	-	-	-
TBmgt	-	-	-
SSBmgt	-	-	-
Fmgt	-	-	-
ERmgt	-	-	-
TB0	-	-	-
SSB0	-	-	-
MSY	MSY-MT	2018	403,500
M	-	-	-
TBlim	-	-	-
SSBlim	-	-	-
Flim	-	-	-
ERlim	-	-	-

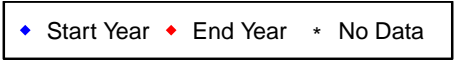
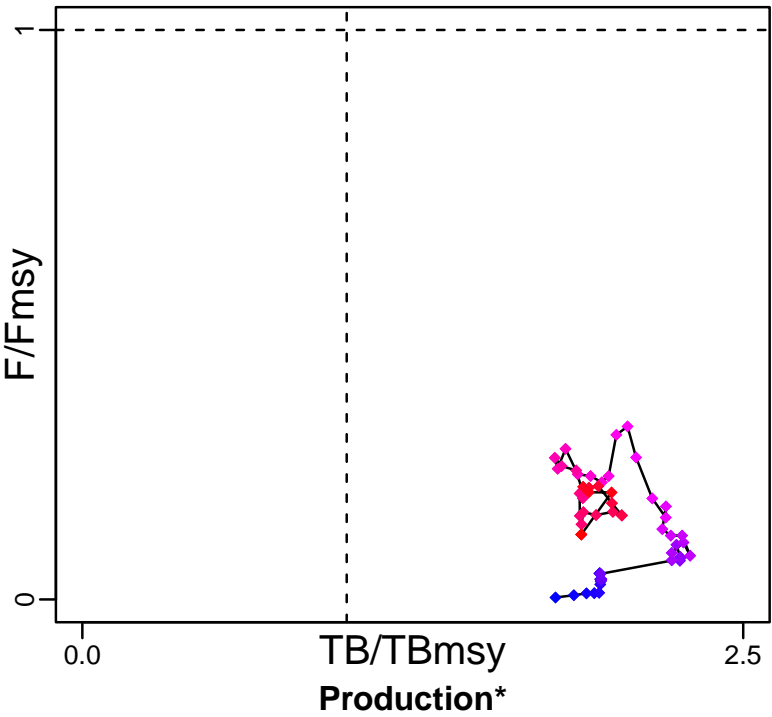
Time Series					
Type	ID	Asmt Year	Curr Value	Sex	Age
TB	-	-	-	-	-
SSB	-	-	-	-	-
TN	-	-	-	-	-
R	-	-	-	-	-
F	-	-	-	-	-
ER	-	-	-	-	-
TC	-	-	-		
TL	TL-MT	2018	33,964		
TB/TBmsy	TBdivTBmsy-dimensionless	2018	1.887		
SSB/SSBmsy	-	-	-		
F/Fmsy	FdivFmsy-dimensionless	2018	0.114		
ER/ERmsy	-	-	-		
TB/TBmgt	-	-	-		
SSB/SSBmgt	-	-	-		
F/Fmgt	-	-	-		
ER/ERmgt	-	-	-		

Blue shark Northern Atlantic [BLSHARNATL]

Kobe MSY_{pref} (1957–2018–PONS)



Kobe MGT_{pref} (1957–2018–PONS)



Blue shark Northern Atlantic [BLSHARNATL]

TB*



SSB*



TN *



F*



ER*






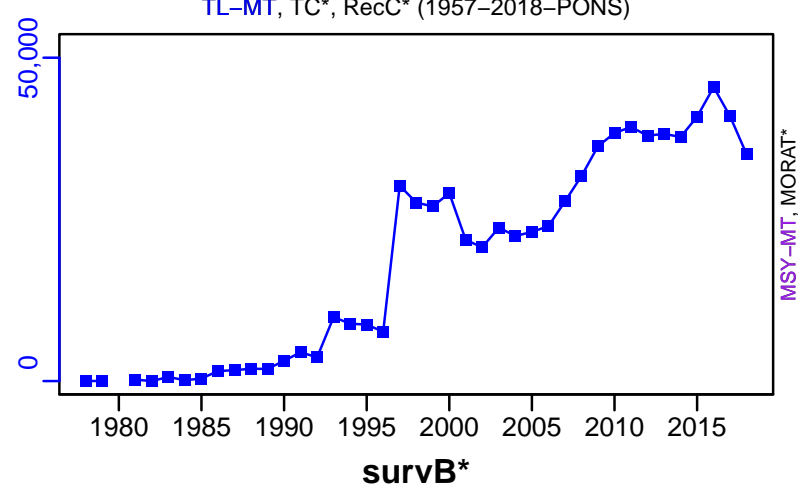
Recruits*



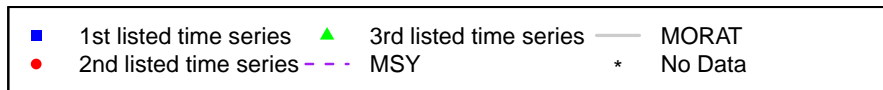
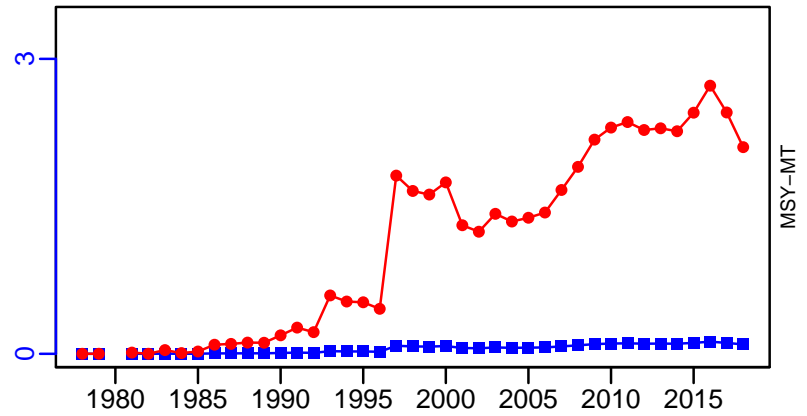
Blue shark Northern Atlantic [BLSHARNATL]

TL-MT, TC*, RecC* (1957-2018-PONS)

TAC*, Cpair*, Cadv*



TL-MT/MSY-MT, CdivMEANC-ratio, (1957-2018-PONS)



Blue shark South Atlantic [BLSHARSATL]

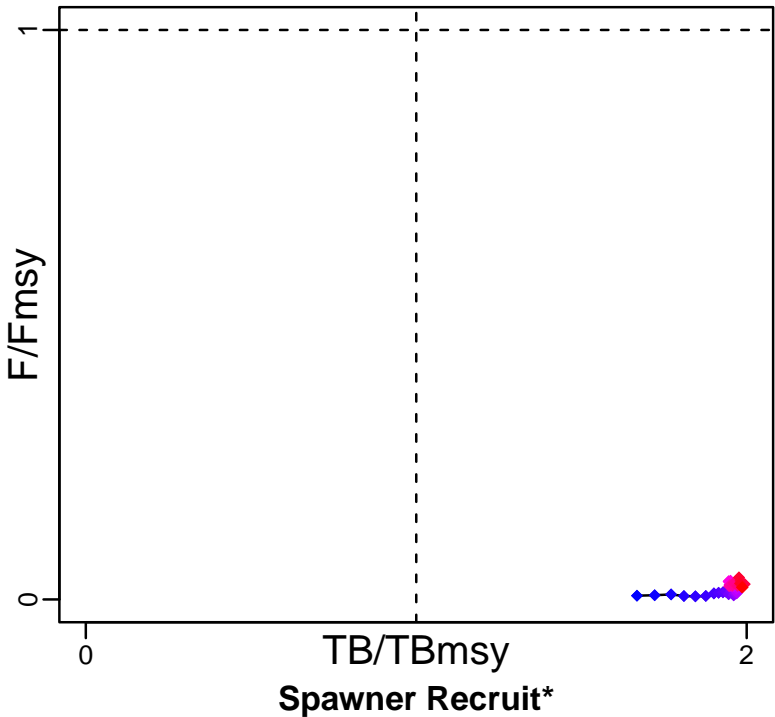
Metadata	
Scientific Name	Prionace glauca
Current Assess ID	ICCAT-BLSHARSATL-1971-2018-PONS
Area	South Atlantic
Management Authority	International Commission for the Conservation of Atlantic Tunas
Assessor	International Commission for the Conservation of Atlantic Tunas
Asmts in RAM	2018

Reference Points			
Type	ID	Asmt Year	Value
TBmsy	-	-	-
SSBmsy	-	-	-
Fmsy	-	-	-
ERmsy	-	-	-
TBmgt	-	-	-
SSBmgt	-	-	-
Fmgt	-	-	-
ERmgt	-	-	-
TB0	-	-	-
SSB0	-	-	-
MSY	MSY-MT	2018	1,994,250
M	-	-	-
TBlim	-	-	-
SSBlim	-	-	-
Flim	-	-	-
ERlim	-	-	-

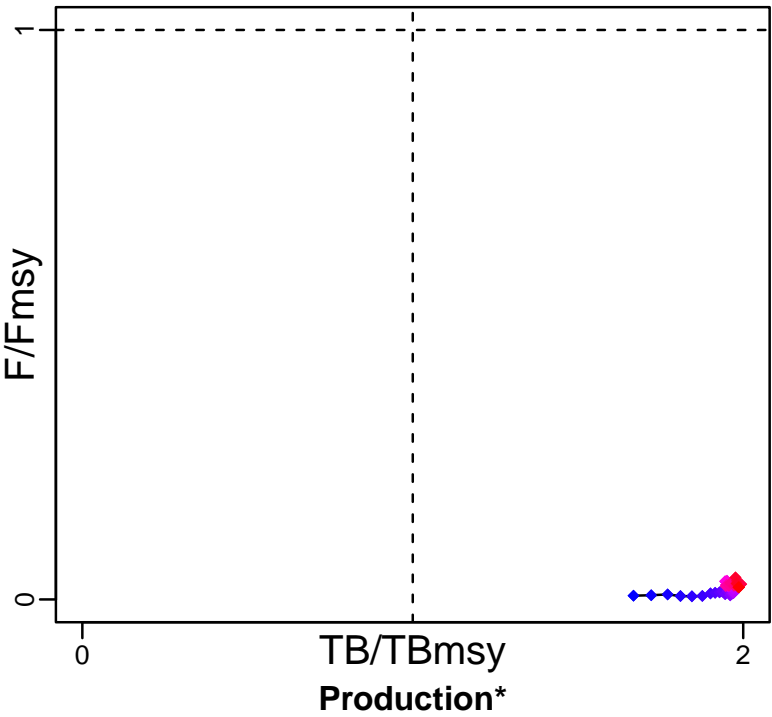
Time Series					
Type	ID	Asmt Year	Curr Value	Sex	Age
TB	-	-	-	-	-
SSB	-	-	-	-	-
TN	-	-	-	-	-
R	-	-	-	-	-
F	-	-	-	-	-
ER	-	-	-	-	-
TC	-	-	-		
TL	TL-MT	2018	34,309		
TB/TBmsy	TBdivTBmsy-dimensionless	2018	1.986		
SSB/SSBmsy	-	-	-		
F/Fmsy	FdivFmsy-dimensionless	2018	0.022		
ER/ERmsy	-	-	-		
TB/TBmgt	-	-	-		
SSB/SSBmgt	-	-	-		
F/Fmgt	-	-	-		
ER/ERmgt	-	-	-		

Blue shark South Atlantic [BLSHARSATL]

Kobe MSYpref (1971–2018–PONS)



Kobe MGTpref (1971–2018–PONS)



Blue shark South Atlantic [BLSHARSATL]

TB*



SSB*



TN *



F*



ER*



Recruits*


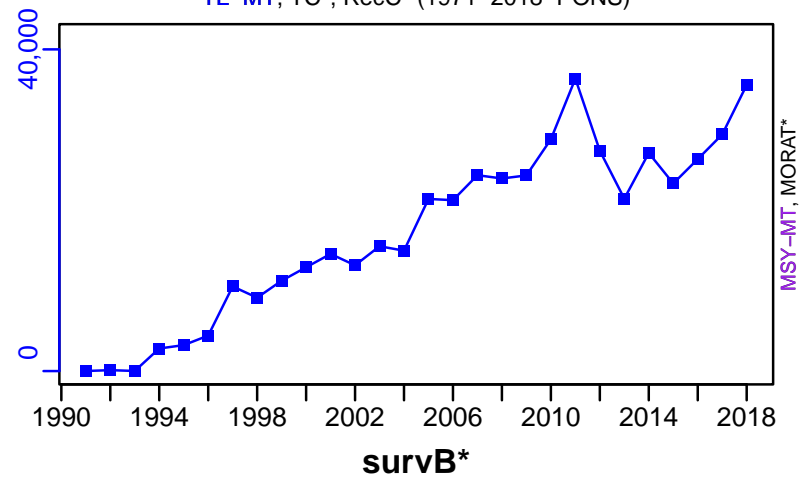


■ Listed time series	- - - Target BRP	— Rec-Est
- - - MSY-based BRP	· · · Lim BRP	* No Data


Blue shark South Atlantic [BLSHARSATL]

TL-MT, TC*, RecC* (1971-2018-PONS)


TAC*, Cpair*, Cadv*




survB*



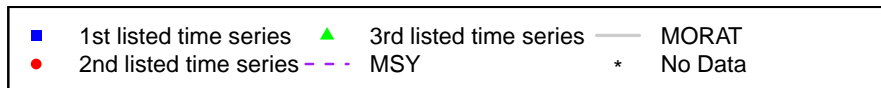
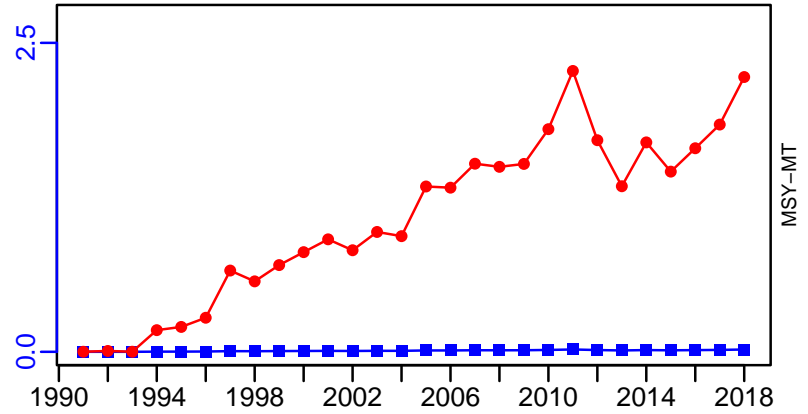
CPUE*



EFFORT*



TL-MT/MSY-MT, CdivMEANC-ratio, (1971-2018-PONS)



Blue marlin Atlantic Ocean [BMARLINATL]

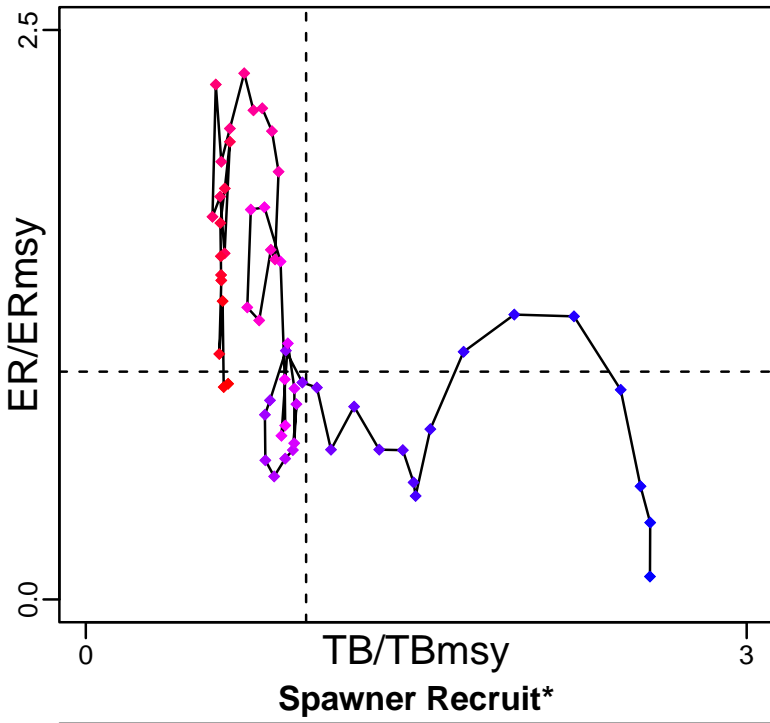
Metadata	
Scientific Name	Makaira nigricans
Current Assess ID	ICCAT-BMARLINATL-1956-2018-PONS
Area	Atlantic Ocean
Management Authority	International Commission for the Conservation of Atlantic Tunas
Assessor	International Commission for the Conservation of Atlantic Tunas
Asmts in RAM	2010, 2018, 2017

Reference Points			
Type	ID	Asmt Year	Value
TBmsy	TBmsy-extr-MT	2018	32,065
SSBmsy	-	-	-
Fmsy	-	-	-
ERmsy	ERmsy-calc-ratio	2018	0.103
TBmgt	-	-	-
SSBmgt	-	-	-
Fmgt	-	-	-
ERmgt	-	-	-
TB0	-	-	-
SSB0	-	-	-
MSY	MSY-MT	2018	3302
M	-	-	-
TBlim	-	-	-
SSBlim	-	-	-
Flim	-	-	-
ERlim	-	-	-

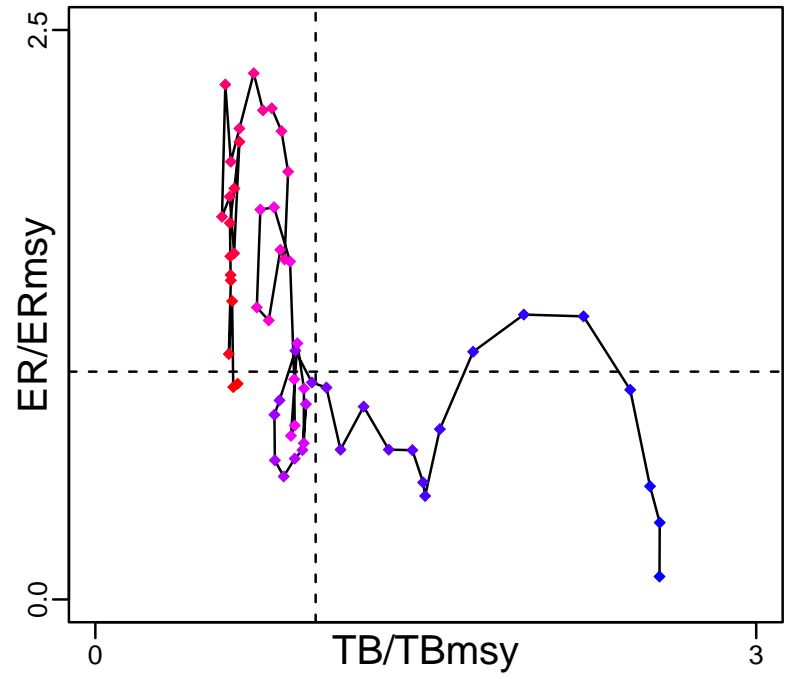
Time Series					
Type	ID	Asmt Year	Curr Value	Sex	Age
TB	TB-MT	2018	20,741	-	-
SSB	-	-	-	-	-
TN	-	-	-	-	-
R	-	-	-	-	-
F	F-1/yr	2010	0.222	-	-
ER	ER-calc-ratio	2018	0.098	-	-
TC	TC-MT	2017	1987		
TL	TL-MT	2018	1411		
TB/TBmsy	TBdivTBmsy-dimensionless	2018	0.646		
SSB/SSBmsy	-	-	-		
F/Fmsy	FdivFmsy-dimensionless	2018	0.957		
ER/ERmsy	ER-calc-ratio/ERmsy-calc-ratio	2018	0.947		
TB/TBmgt	-	-	-		
SSB/SSBmgt	-	-	-		
F/Fmgt	-	-	-		
ER/ERmgt	-	-	-		

Blue marlin Atlantic Ocean [BMARLINATL]

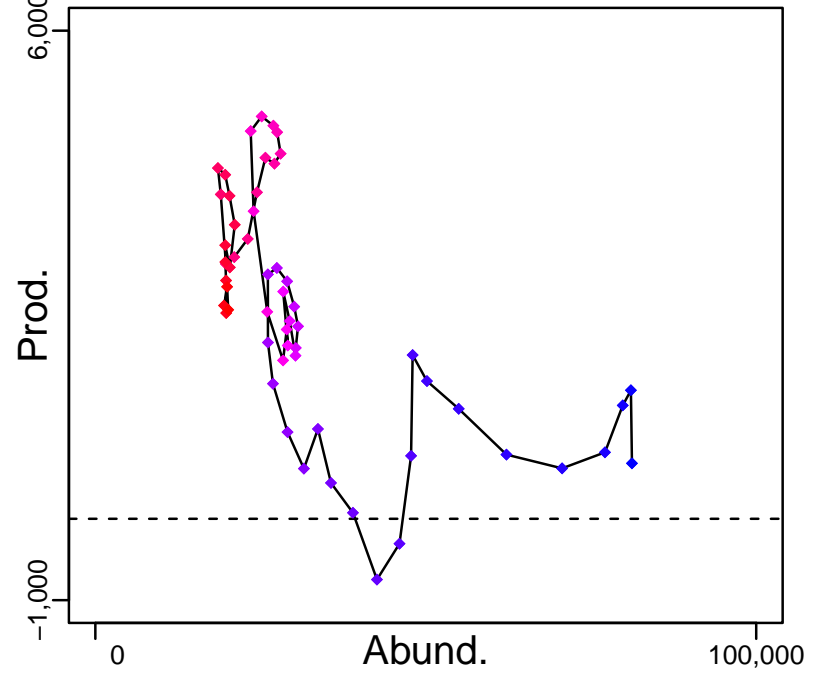
Kobe MSYpref (1956–2018–PONS)



Kobe MGTpref (1956–2018–PONS)



Production (1956–2018–PONS)


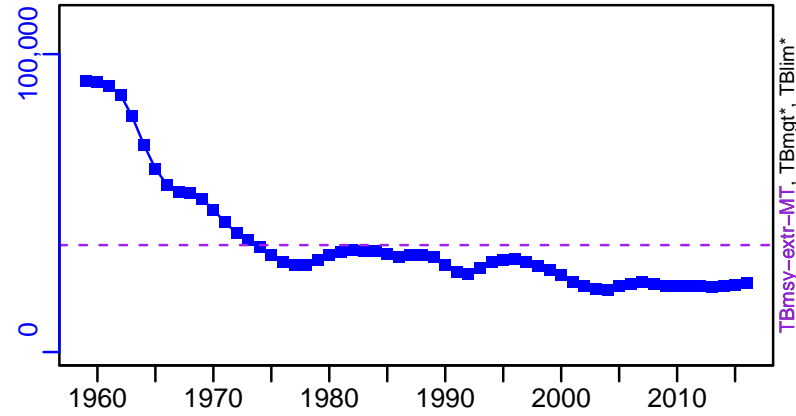


◆ Start Year ◆ End Year * No Data

Blue marlin Atlantic Ocean [BMARLINATL]

TB-MT (1956-2018-PONS)

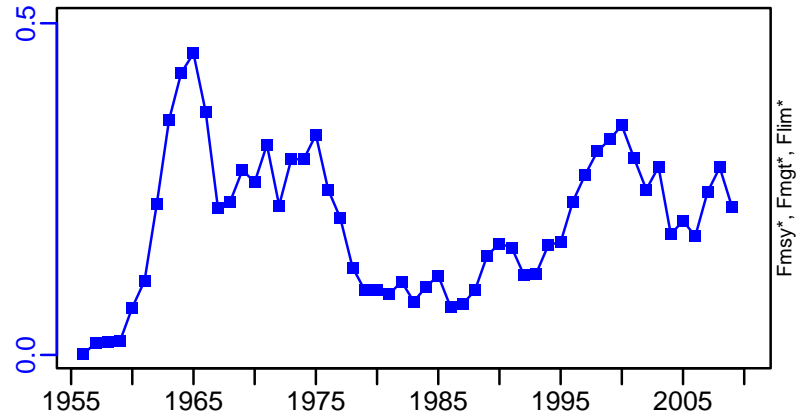
SSB*



TN *


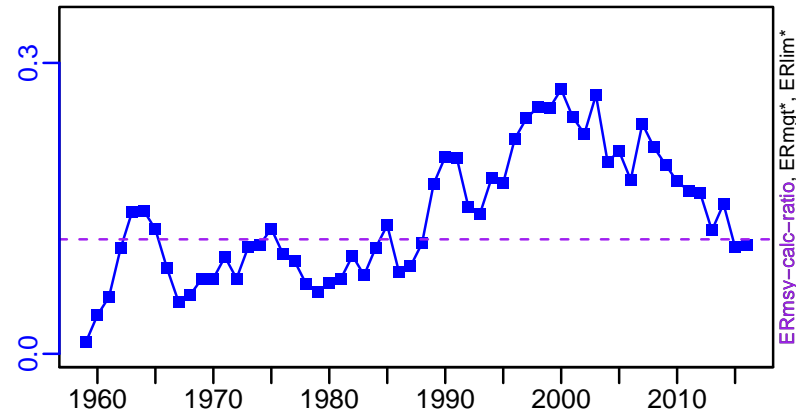


F-1/yr (1956-2010-CHING)



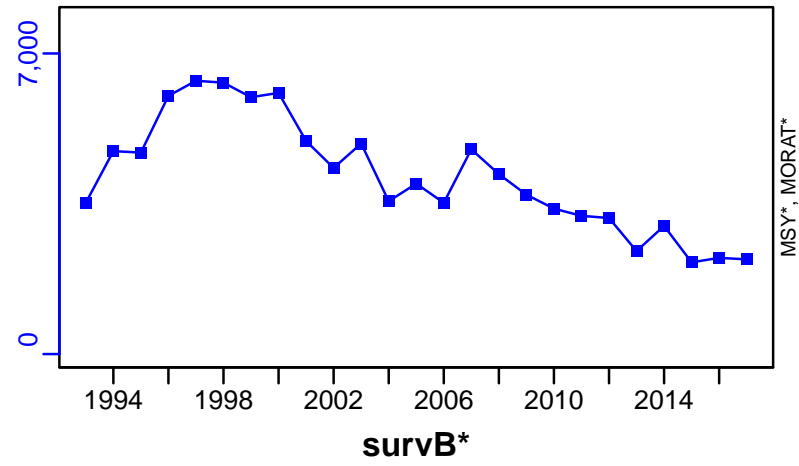
ER-calc-ratio (1956-2018-PONS)

Recruits*



Blue marlin Atlantic Ocean [BMARLINATL]

TC-MT, TL*, RecC* (1993–2017–SISIMP2021)



TAC*, Cpair*, Cadv*



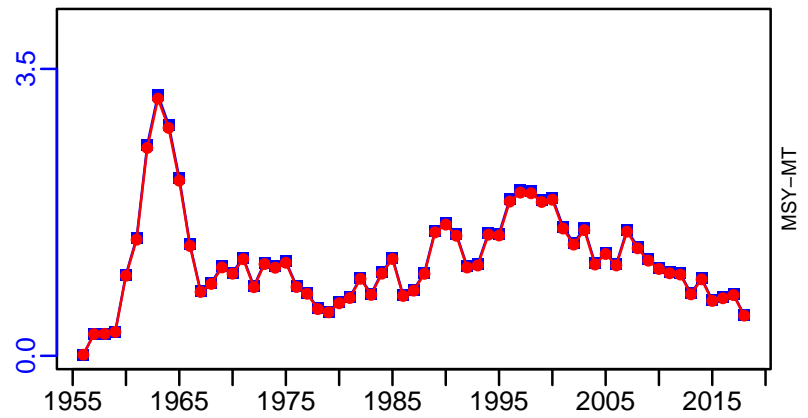
CPUE*



EFFORT*



TL-MT/MSY-MT, CdivMEANC-ratio, (1956–2018–PONS)



■ 1st listed time series ▲ 3rd listed time series — MORAT
 ● 2nd listed time series - - - MSY * No Data

Sailfish Eastern Atlantic [SAILEATL]

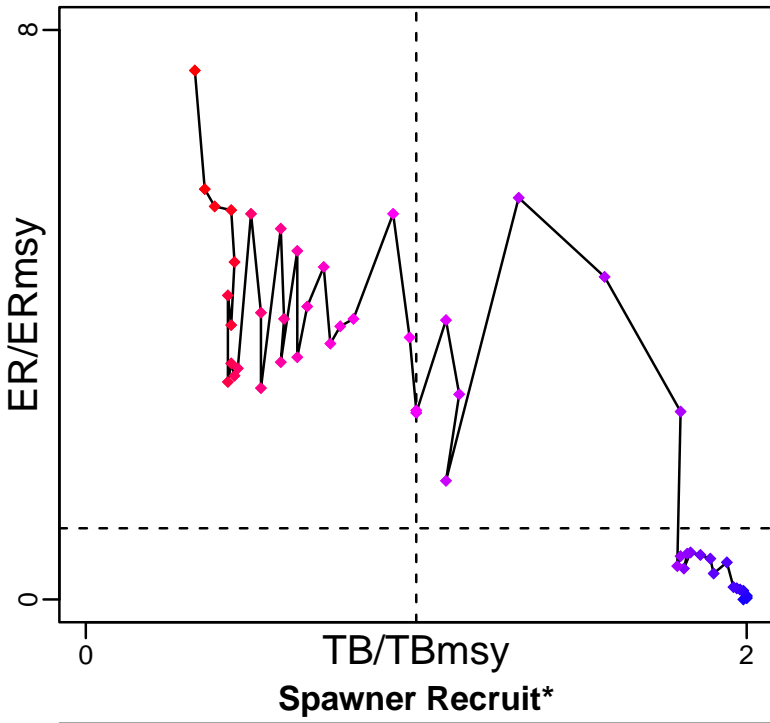
Metadata	
Scientific Name	Istiophorus albicans
Current Assess ID	ICCAT-SAILEATL-1950-2018-PONS
Area	Eastern Atlantic
Management Authority	International Commission for the Conservation of Atlantic Tunas
Assessor	International Commission for the Conservation of Atlantic Tunas
Asmts in RAM	2018, 2010

Reference Points			
Type	ID	Asmt Year	Value
TBmsy	TBmsy-extr-MT	2010	14,775
SSBmsy	-	-	-
Fmsy	Fmsy-1/yr	2010	0.145
ERmsy	ERmsy-calc-ratio	2010	0.058
TBmgt	-	-	-
SSBmgt	-	-	-
Fmgt	-	-	-
ERmgt	-	-	-
TB0	TB0-MT	2010	24,320
SSB0	-	-	-
MSY	MSY-MT	2018	1977
M	-	-	-
TBlim	-	-	-
SSBlim	-	-	-
Flim	-	-	-
ERlim	-	-	-

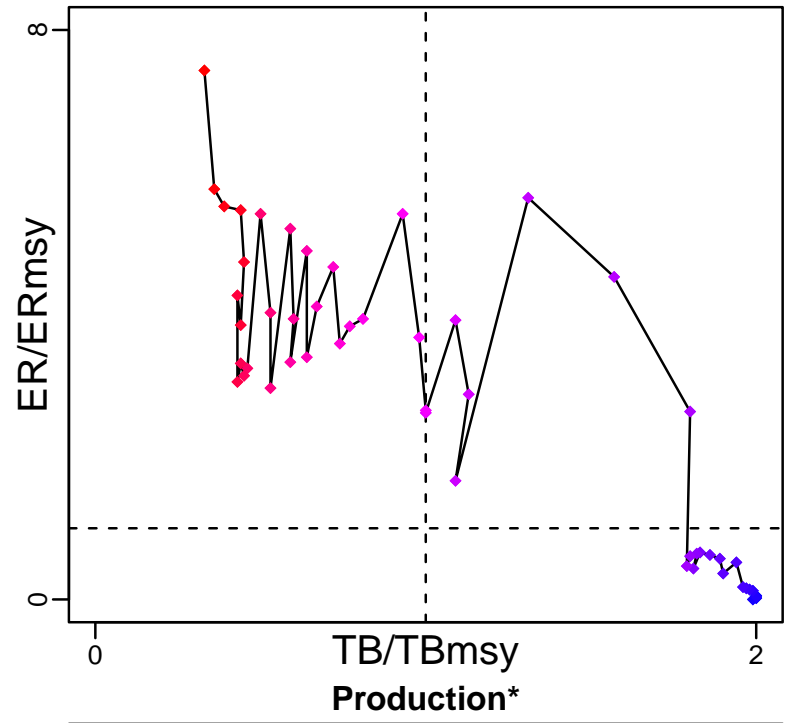
Time Series					
Type	ID	Asmt Year	Curr Value	Sex	Age
TB	TB-MT	2010	3620	-	-
SSB	-	-	-	-	-
TN	-	-	-	-	-
R	-	-	-	-	-
F	-	-	-	-	-
ER	ER-ratio	2010	0.428	-	-
TC	TC-MT	2010	2770		
TL	TL-MT	2018	938		
TB/TBmsy	TBdivTBmsy-dimensionless	2018	0.88		
SSB/SSBmsy	-	-	-		
F/Fmsy	FdivFmsy-dimensionless	2010	3.08		
ER/ERmsy	ER-ratio/ERmsy-calc-ratio	2010	7.431		
TB/TBmgt	-	-	-		
SSB/SSBmgt	-	-	-		
F/Fmgt	-	-	-		
ER/ERmgt	-	-	-		

Sailfish Eastern Atlantic [SAILEATL]

Kobe MSYpref (1956–2010–CHING)



Kobe MGTpref (1956–2010–CHING)


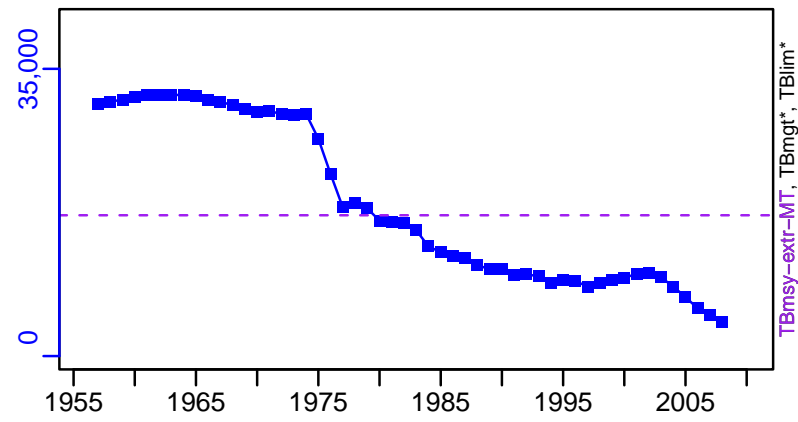


◆ Start Year ◆ End Year * No Data

Sailfish Eastern Atlantic [SAILEATL]



TB-MT (1956-2010-CHING)

SSB*




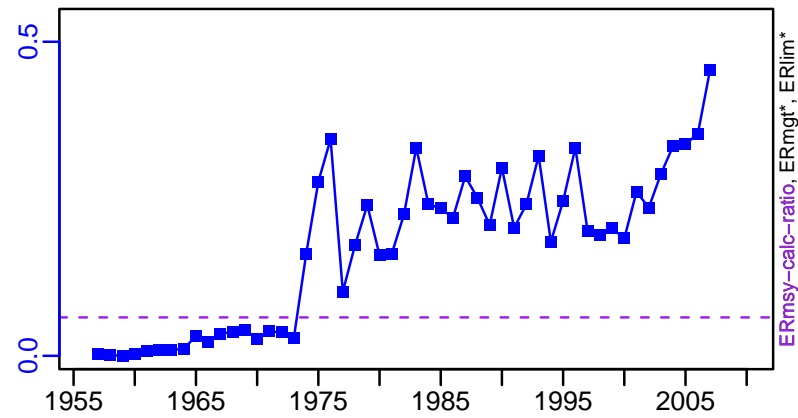
TN *

F*



ER-ratio (1956-2010-CHING)

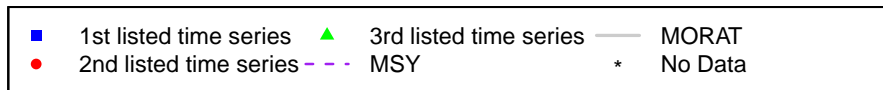
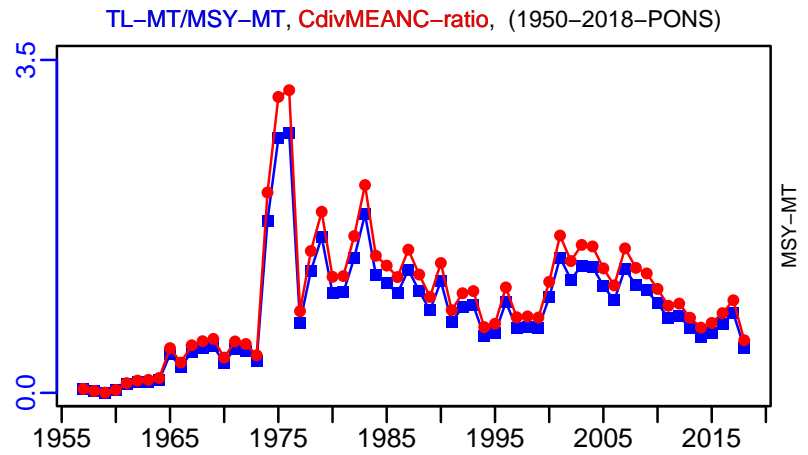

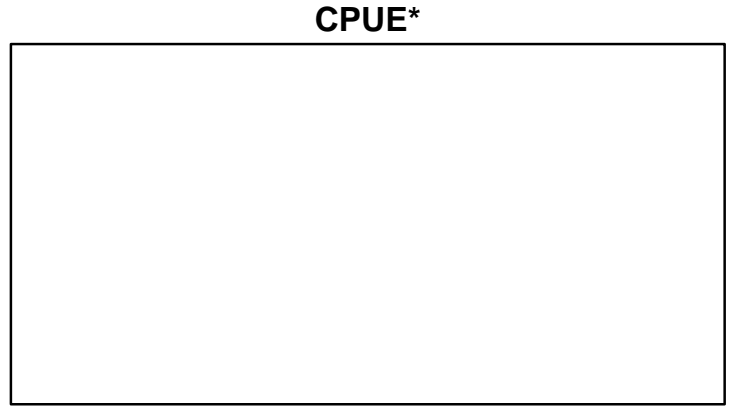

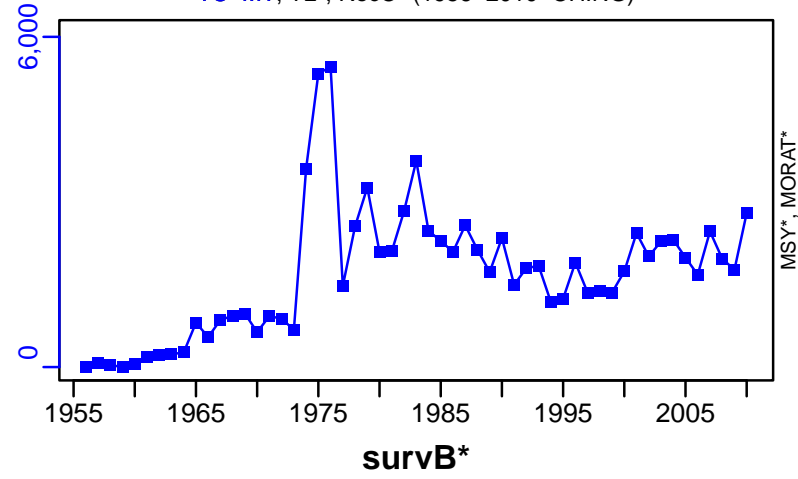
Recruits*



Sailfish Eastern Atlantic [SAILEATL]

TC-MT, TL*, RecC* (1956–2010–CHING)

TAC*, Cpair*, Cadv*



Sailfish Western Atlantic [SAILWATL]

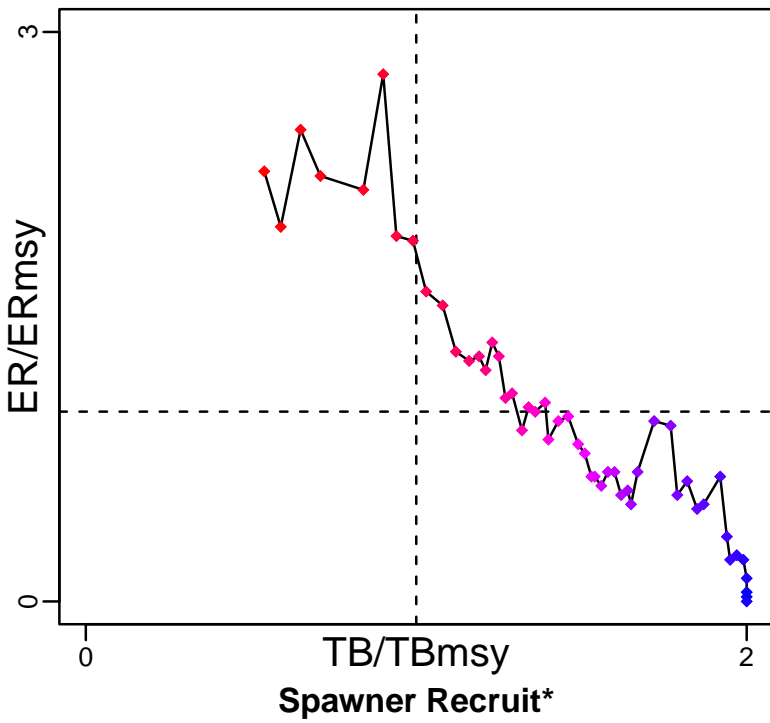
Metadata	
Scientific Name	Istiophorus albicans
Current Assess ID	ICCAT-SAILWATL-1950-2018-PONS
Area	Western Atlantic
Management Authority	International Commission for the Conservation of Atlantic Tunas
Assessor	International Commission for the Conservation of Atlantic Tunas
Asmts in RAM	2018, 2010

Reference Points			
Type	ID	Asmt Year	Value
TBmsy	TBmsy-extr-MT	2010	20,708
SSBmsy	-	-	-
Fmsy	Fmsy-1/yr	2010	0.043
ERmsy	ERmsy-calc-ratio	2010	0.041
TBmgt	-	-	-
SSBmgt	-	-	-
Fmgt	-	-	-
ERmgt	-	-	-
TB0	TB0-MT	2010	41,070
SSB0	-	-	-
MSY	MSY-MT	2018	1317
M	-	-	-
TBlim	-	-	-
SSBlim	-	-	-
Flim	-	-	-
ERlim	-	-	-

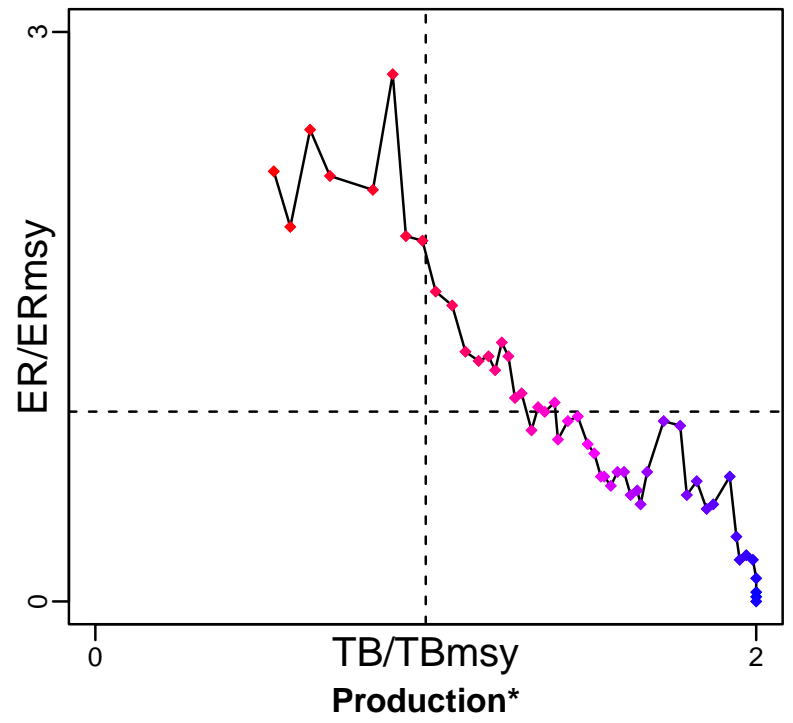
Time Series					
Type	ID	Asmt Year	Curr Value	Sex	Age
TB	TB-MT	2010	14,500	-	-
SSB	-	-	-	-	-
TN	-	-	-	-	-
R	-	-	-	-	-
F	-	-	-	-	-
ER	ER-ratio	2010	0.093	-	-
TC	TC-MT	2010	625		
TL	TL-MT	2018	1369		
TB/TBmsy	TBdivTBmsy-dimensionless	2018	0.382		
SSB/SSBmsy	-	-	-		
F/Fmsy	FdivFmsy-dimensionless	2010	2.2		
ER/ERmsy	ER-ratio/ERmsy-calc-ratio	2010	2.266		
TB/TBmgt	-	-	-		
SSB/SSBmgt	-	-	-		
F/Fmgt	-	-	-		
ER/ERmgt	-	-	-		

Sailfish Western Atlantic [SAILWATL]

Kobe MSYpref (1956–2010–CHING)



Kobe MGTpref (1956–2010–CHING)


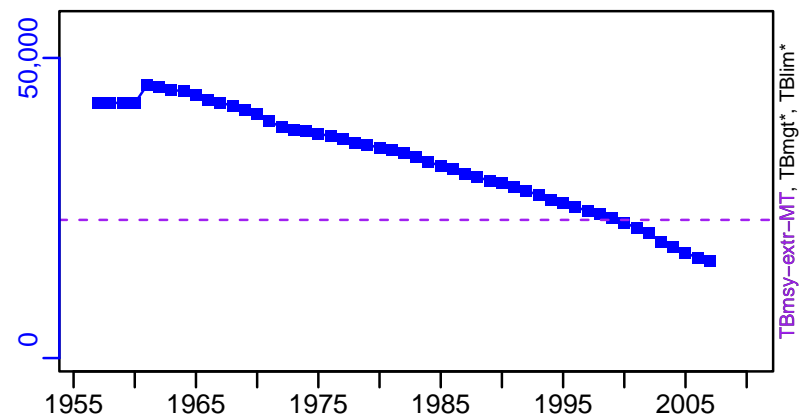


◆ Start Year ◆ End Year * No Data

Sailfish Western Atlantic [SAILWATL]

TB-MT (1956-2010-CHING)

SSB*




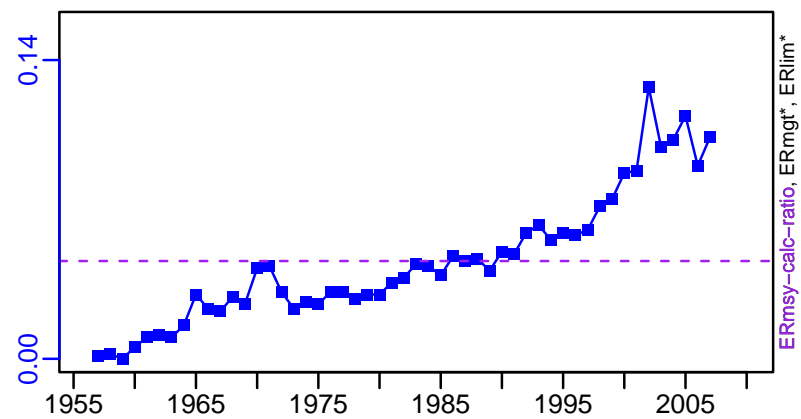
TN *

F*



ER-ratio (1956-2010-CHING)


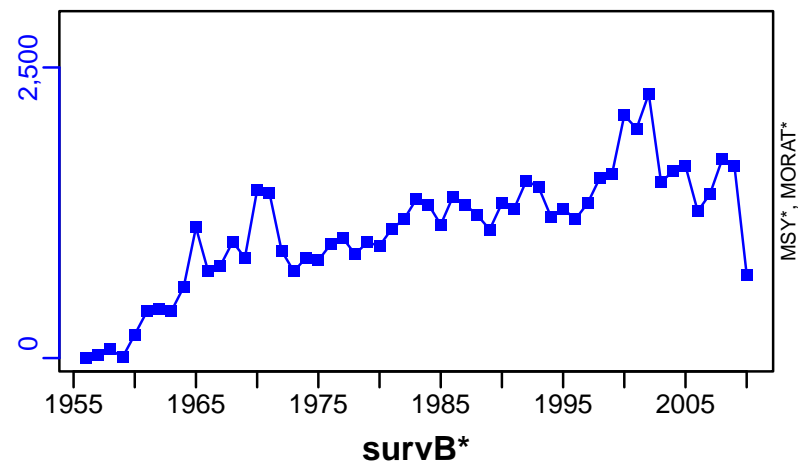
Recruits*




Sailfish Western Atlantic [SAILWATL]

TC-MT, TL*, RecC* (1956–2010–CHING)

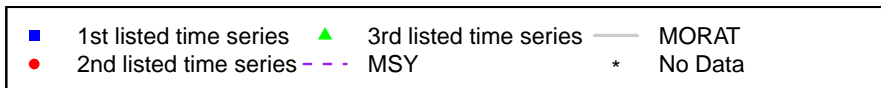
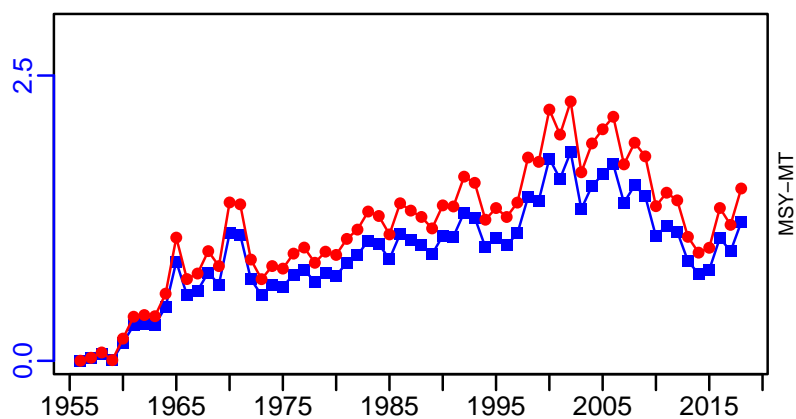
TAC*, Cpair*, Cadv*



EFFORT*



TL-MT/MSY-MT, CdivMEANC-ratio, (1950–2018–PONS)



Shortfin mako Northern Atlantic [SFMAKONATL]

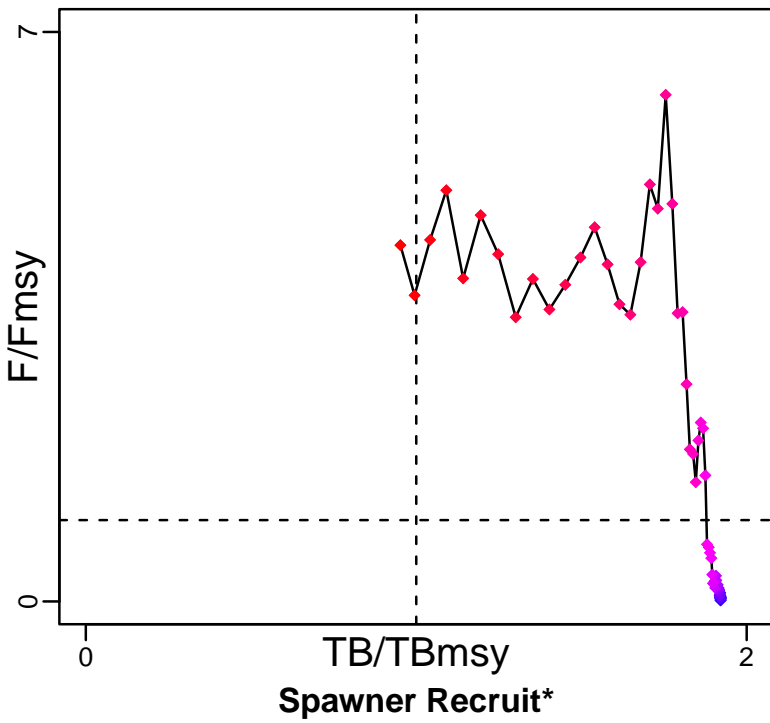
Metadata	
Scientific Name	Isurus oxyrinchus
Current Assess ID	ICCAT-SFMAKONATL-1950-2018-PONS
Area	Northern Atlantic
Management Authority	International Commission for the Conservation of Atlantic Tunas
Assessor	International Commission for the Conservation of Atlantic Tunas
Asmts in RAM	2018

Reference Points			
Type	ID	Asmt Year	Value
TBmsy	-	-	-
SSBmsy	-	-	-
Fmsy	-	-	-
ERmsy	-	-	-
TBmgt	-	-	-
SSBmgt	-	-	-
Fmgt	-	-	-
ERmgt	-	-	-
TB0	-	-	-
SSB0	-	-	-
MSY	-	-	-
M	-	-	-
TBlim	-	-	-
SSBlim	-	-	-
Flim	-	-	-
ERlim	-	-	-

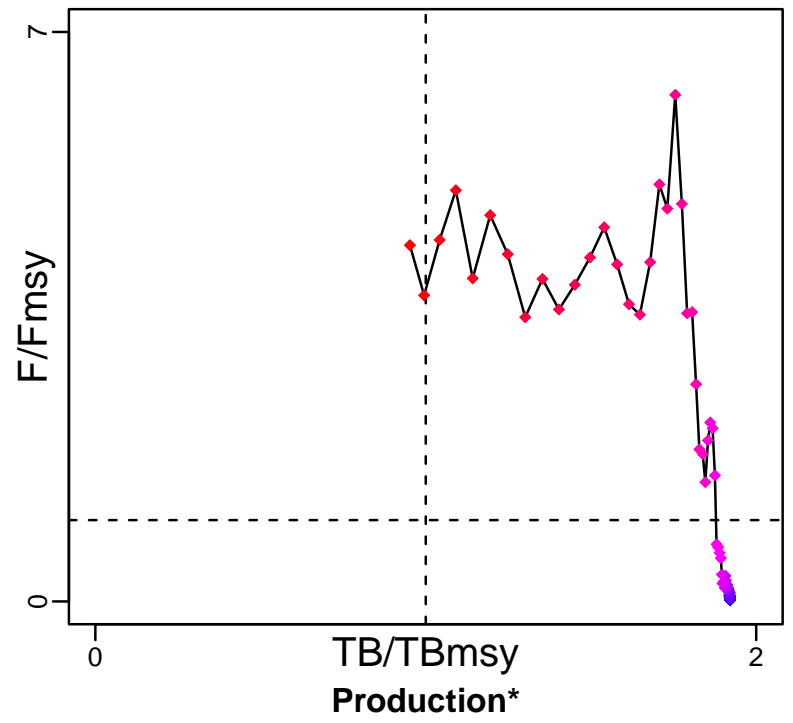
Time Series					
Type	ID	Asmt Year	Curr Value	Sex	Age
TB	-	-	-	-	-
SSB	-	-	-	-	-
TN	-	-	-	-	-
R	-	-	-	-	-
F	-	-	-	-	-
ER	-	-	-	-	-
TC	-	-	-		
TL	TL-MT	2018	2396		
TB/TBmsy	TBdivTBmsy-dimensionless	2018	0.952		
SSB/SSBmsy	-	-	-		
F/Fmsy	FdivFmsy-dimensionless	2018	4.379		
ER/ERmsy	-	-	-		
TB/TBmgt	-	-	-		
SSB/SSBmgt	-	-	-		
F/Fmgt	-	-	-		
ER/ERmgt	-	-	-		

Shortfin mako Northern Atlantic [SFMAKONATL]

Kobe MSY_{pref} (1950–2018–PONS)



Kobe MGT_{pref} (1950–2018–PONS)



◆ Start Year ◆ End Year * No Data

Shortfin mako Northern Atlantic [SFMAKONATL]

TB*



SSB*



TN *



F*



ER*



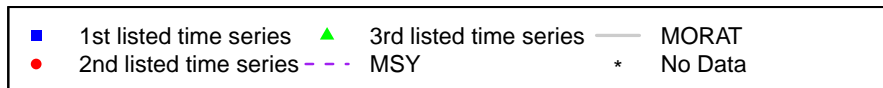



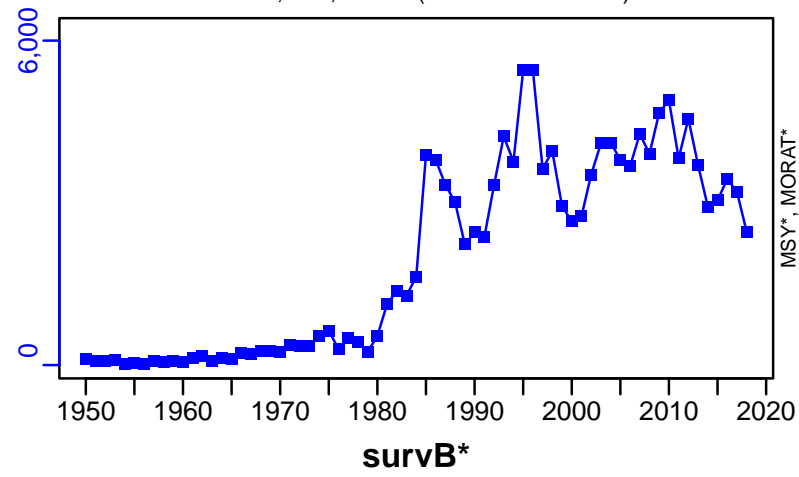
Recruits*



Shortfin mako Northern Atlantic [SFMAKONATL]

TL-MT, TC*, RecC* (1950-2018-PONS)

TAC*, Cpair*, Cadv*



Shortfin mako South Atlantic [SFMAKOSATL]

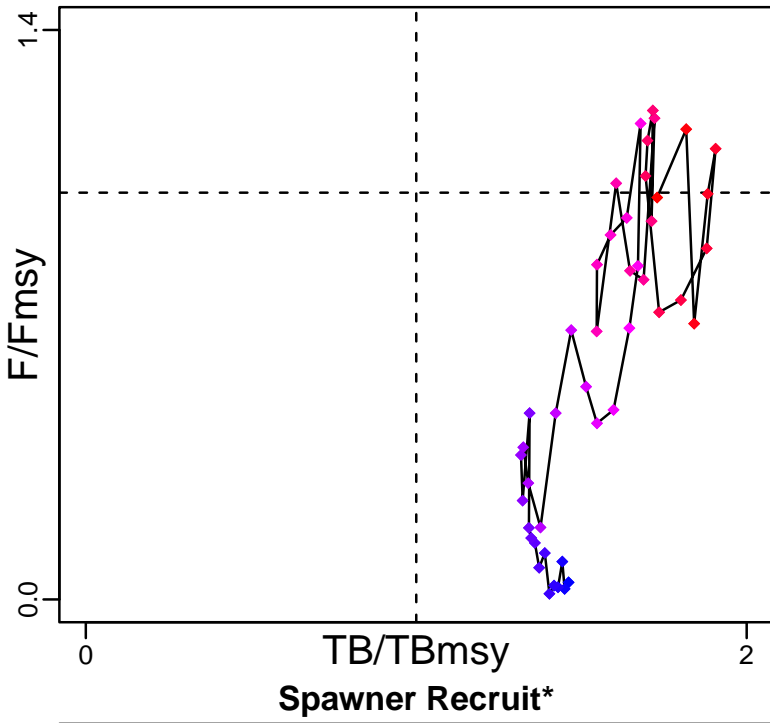
Metadata	
Scientific Name	Isurus oxyrinchus
Current Assess ID	ICCAT-SFMAKOSATL-1971-2018-PONS
Area	South Atlantic
Management Authority	International Commission for the Conservation of Atlantic Tunas
Assessor	International Commission for the Conservation of Atlantic Tunas
Asmts in RAM	2018

Reference Points			
Type	ID	Asmt Year	Value
TBmsy	-	-	-
SSBmsy	-	-	-
Fmsy	-	-	-
ERmsy	-	-	-
TBmgt	-	-	-
SSBmgt	-	-	-
Fmgt	-	-	-
ERmgt	-	-	-
TB0	-	-	-
SSB0	-	-	-
MSY	-	-	-
M	-	-	-
TBlim	-	-	-
SSBlim	-	-	-
Flim	-	-	-
ERlim	-	-	-

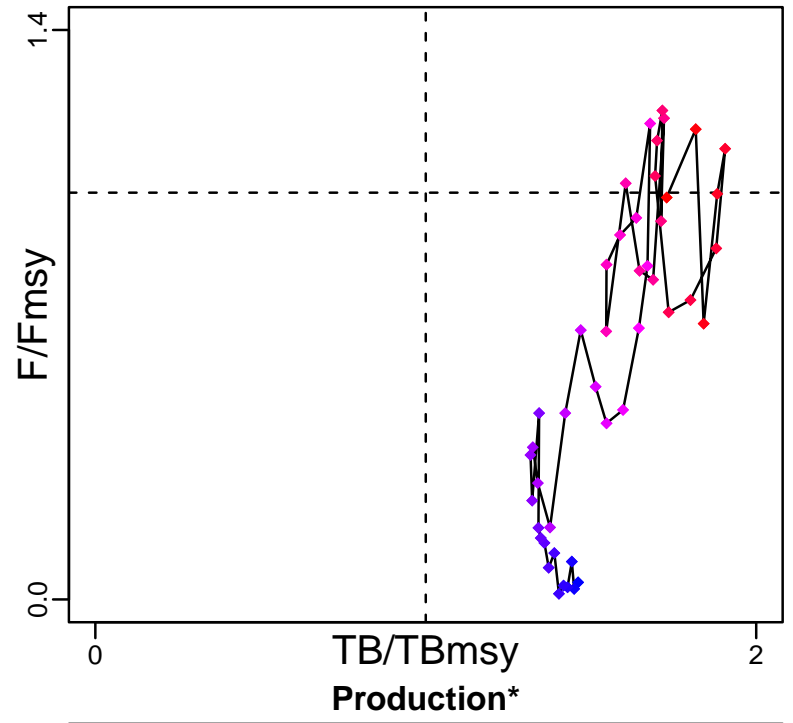
Time Series					
Type	ID	Asmt Year	Curr Value	Sex	Age
TB	-	-	-	-	-
SSB	-	-	-	-	-
TN	-	-	-	-	-
R	-	-	-	-	-
F	-	-	-	-	-
ER	-	-	-	-	-
TC	-	-	-		
TL	TL-MT	2018	3158		
TB/TBmsy	TBdivTBmsy-dimensionless	2018	1.729		
SSB/SSBmsy	-	-	-		
F/Fmsy	FdivFmsy-dimensionless	2018	0.988		
ER/ERmsy	-	-	-		
TB/TBmgt	-	-	-		
SSB/SSBmgt	-	-	-		
F/Fmgt	-	-	-		
ER/ERmgt	-	-	-		

Shortfin mako South Atlantic [SFMAKOSATL]

Kobe MSYpref (1971–2018–PONS)



Kobe MGTpref (1971–2018–PONS)



◆ Start Year ◆ End Year * No Data

Shortfin mako South Atlantic [SFMAKOSATL]

TB*



SSB*



TN *



F*



ER*



Recruits*

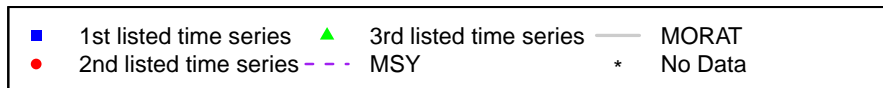




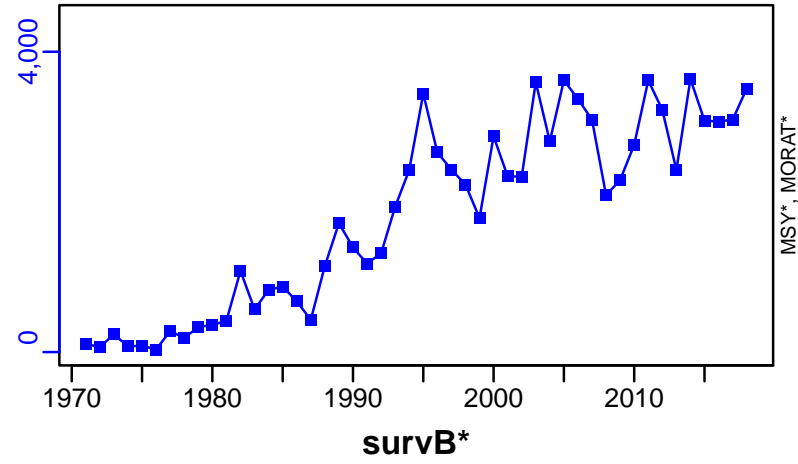


■ Listed time series	- - - Target BRP	— Rec-Est
- - - MSY-based BRP	· · · Lim BRP	* No Data

Shortfin mako South Atlantic [SFMAKOSATL]

TL-MT, TC*, RecC* (1971-2018-PONS)

TAC*, Cpair*, Cadv*



Skipjack tuna Eastern Atlantic [SKJEATL]

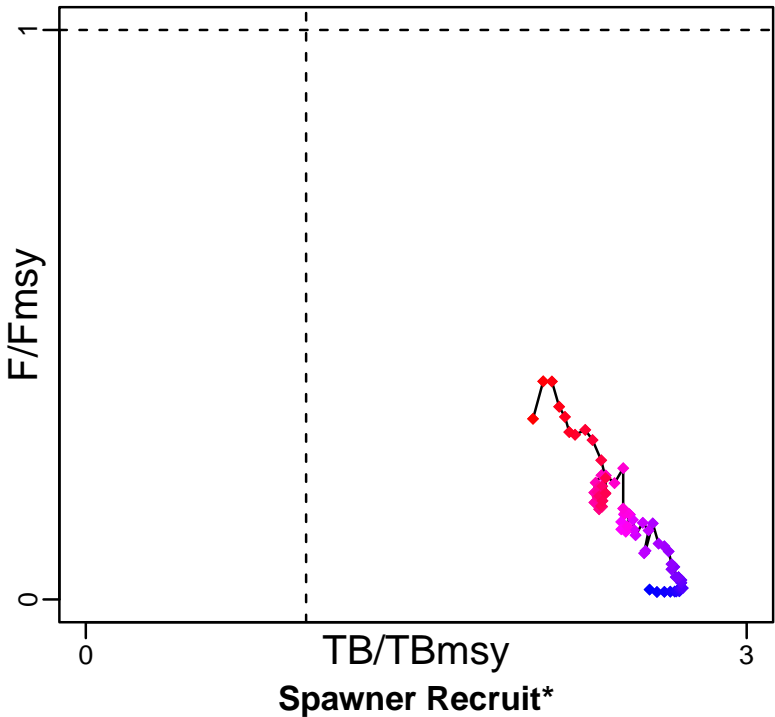
Metadata	
Scientific Name	Katsuwonus pelamis
Current Assess ID	ICCAT-SKJEATL-1950-2021-HIVELY
Area	Eastern Atlantic
Management Authority	International Commission for the Conservation of Atlantic Tunas
Assessor	International Commission for the Conservation of Atlantic Tunas
Asmts in RAM	2010, 2021, 2016

Reference Points			
Type	ID	Asmt Year	Value
TBmsy	TBmsy-extr-MT	2010	384,115
SSBmsy	-	-	-
Fmsy	Fmsy-1/yr	2010	0.637
ERmsy	ERmsy-calc-ratio	2010	0.407
TBmgt	-	-	-
SSBmgt	-	-	-
Fmgt	-	-	-
ERmgt	-	-	-
TB0	-	-	-
SSB0	-	-	-
MSY	MSY-MT	2010	156,500
M	-	-	-
TBlim	-	-	-
SSBlim	-	-	-
Flim	-	-	-
ERlim	-	-	-

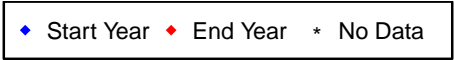
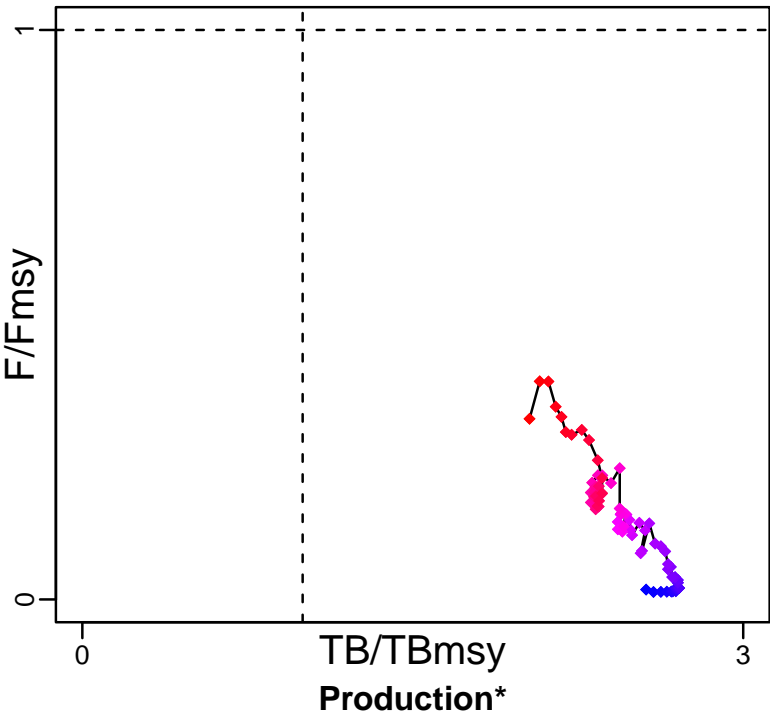
Time Series					
Type	ID	Asmt Year	Curr Value	Sex	Age
TB	TB-MT	2010	656,000	-	-
SSB	-	-	-	-	-
TN	-	-	-	-	-
R	-	-	-	-	-
F	F-1/yr	2010	0.172	-	-
ER	ER-ratio	2010	0.176	-	-
TC	TC-MT	2010	164,000		
TL	TL-MT	2021	217,874		
TB/TBmsy	TBdivTBmsy-dimensionless	2021	2.017		
SSB/SSBmsy	-	-	-		
F/Fmsy	FdivFmsy-dimensionless	2021	0.317		
ER/ERmsy	ER-ratio/ERmsy-calc-ratio	2010	0.432		
TB/TBmgt	-	-	-		
SSB/SSBmgt	-	-	-		
F/Fmgt	-	-	-		
ER/ERmgt	-	-	-		

Skipjack tuna Eastern Atlantic [SKJEATL]

Kobe MSYpref (1950–2021–HIVELY)

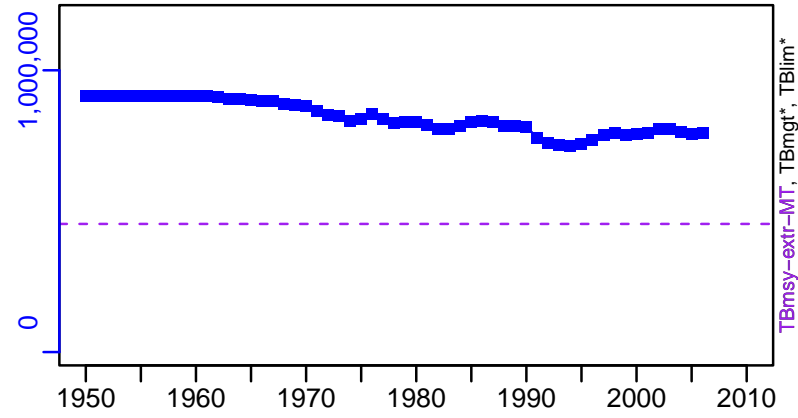


Kobe MGTpref (1950–2021–HIVELY)




Skipjack tuna Eastern Atlantic [SKJEATL]

TB-MT (1950-2010-CHING)



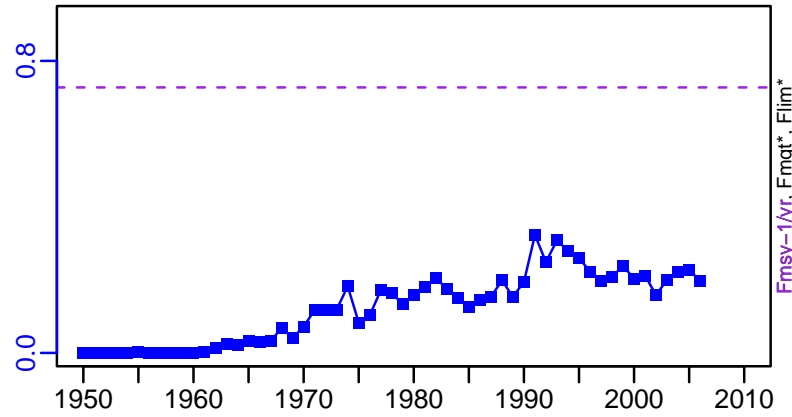
SSB*



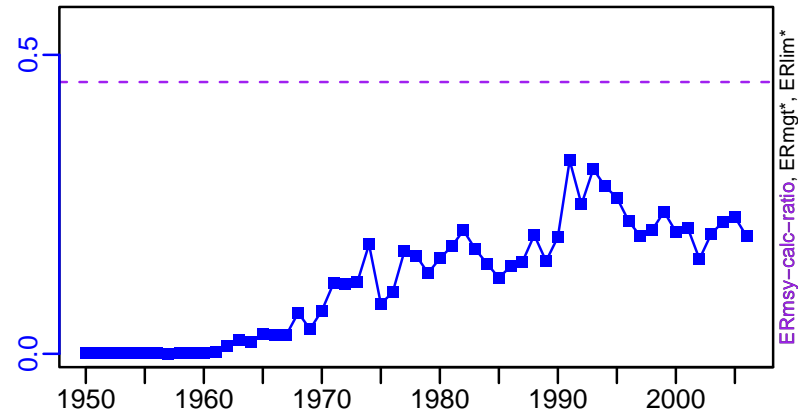
TN *



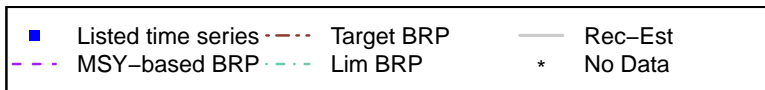

F-1/yr (1950-2010-CHING)



ER-ratio (1950-2010-CHING)

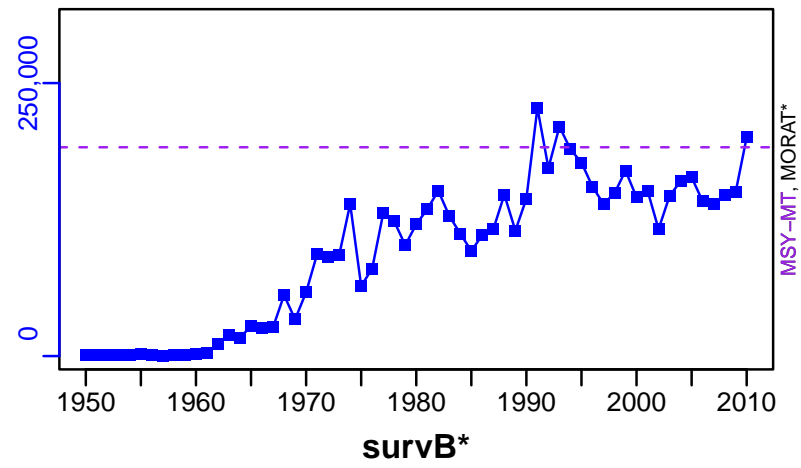


Recruits*



Skipjack tuna Eastern Atlantic [SKJEATL]

TC-MT, TL*, RecC* (1950–2010–CHING)



TAC*, Cpair*, Cadv*



survB*



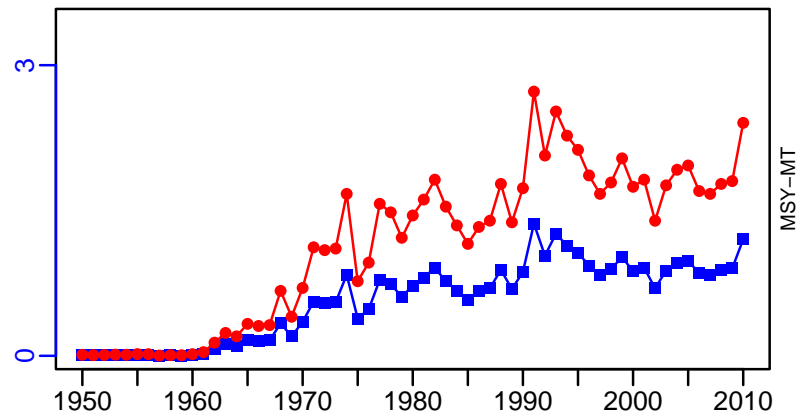
CPUE*



EFFORT*



TC-MT/MSY-MT, CdivMEANC-ratio, (1950–2010–CHING)



- 1st listed time series (blue square)
- 2nd listed time series (red circle)
- 3rd listed time series (green triangle)
- MSY (purple dashed line)
- MORAT (grey line)
- No Data (*)

Skipjack tuna Western Atlantic [SKJWATL]

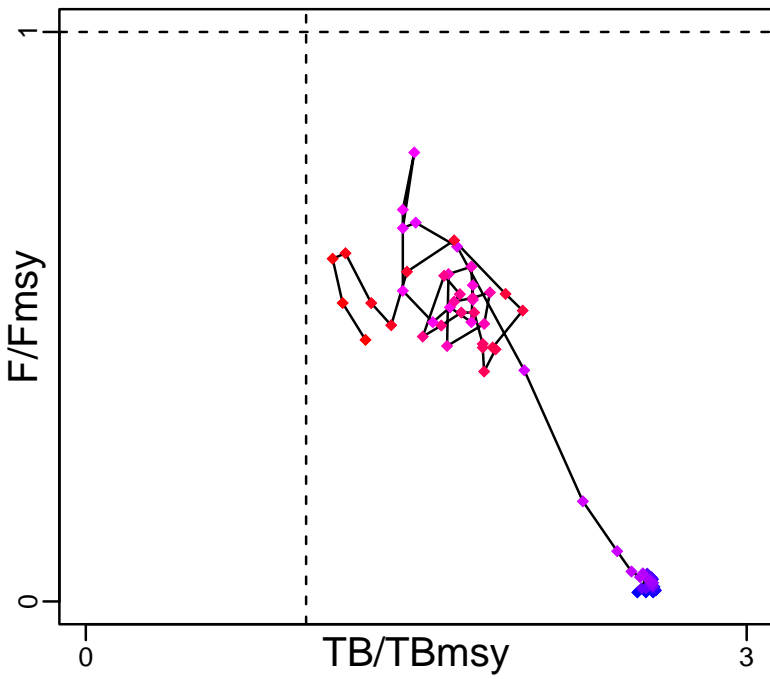
Metadata	
Scientific Name	Katsuwonus pelamis
Current Assess ID	ICCAT-SKJWATL-1952-2020-HIVELY
Area	Western Atlantic
Management Authority	International Commission for the Conservation of Atlantic Tunas
Assessor	International Commission for the Conservation of Atlantic Tunas
Asmts in RAM	2014, 2018, 2020

Reference Points			
Type	ID	Asmt Year	Value
TBmsy	TBmsy-MT	2014	29,160
SSBmsy	-	-	-
Fmsy	Fmsy-1/yr	2014	1.08
ERmsy	ERmsy-calc-ratio	2014	1.084
TBmgt	TBmgt-MT	2014	29,160
SSBmgt	-	-	-
Fmgt	Fmgt-1/yr	2014	1.08
ERmgt	-	-	-
TB0	-	-	-
SSB0	-	-	-
MSY	MSY-MT	2018	31,000
M	-	-	-
TBlim	-	-	-
SSBlim	-	-	-
Flim	-	-	-
ERlim	-	-	-

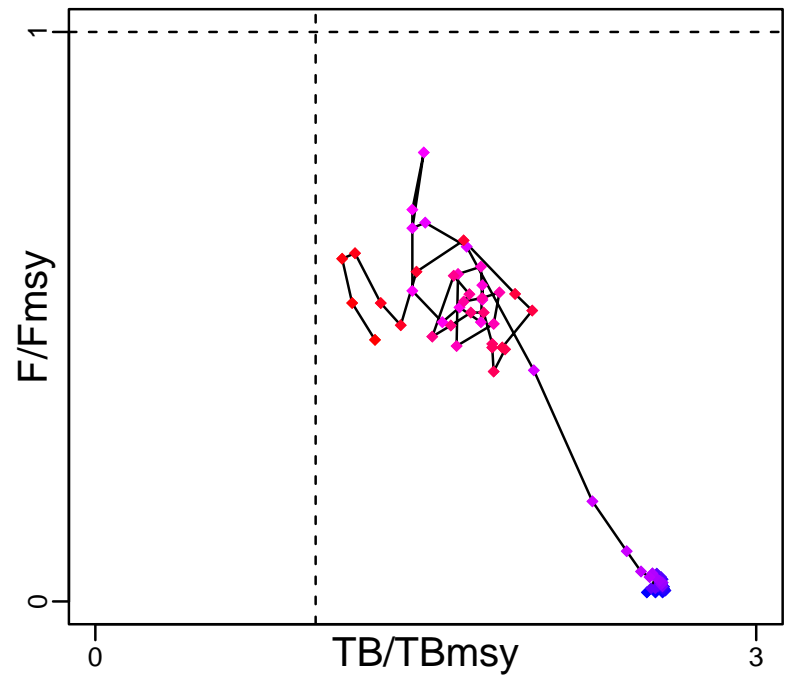
Time Series					
Type	ID	Asmt Year	Curr Value	Sex	Age
TB	TB-MT	2014	37,600	-	-
SSB	-	-	-	-	-
TN	-	-	-	-	-
R	-	-	-	-	-
F	F-1/yr	2014	0.74	-	-
ER	ER-calc-ratio	2014	0.53	-	-
TC	TC-MT	2014	18,600		
TL	TL-MT	2020	18,183		
TB/TBmsy	TBdivTBmsy-dimensionless	2020	1.27		
SSB/SSBmsy	-	-	-		
F/Fmsy	FdivFmsy-dimensionless	2020	0.459		
ER/ERmsy	ER-calc-ratio/ERmsy-calc-ratio	2014	0.489		
TB/TBmgt	TB-MT/TBmgt-MT	2014	1.289		
SSB/SSBmgt	-	-	-		
F/Fmgt	F-1/yr/Fmgt-1/yr	2014	0.685		
ER/ERmgt	-	-	-		

Skipjack tuna Western Atlantic [SKJWATL]


Kobe MSYpref (1952–2020–HIVELY)



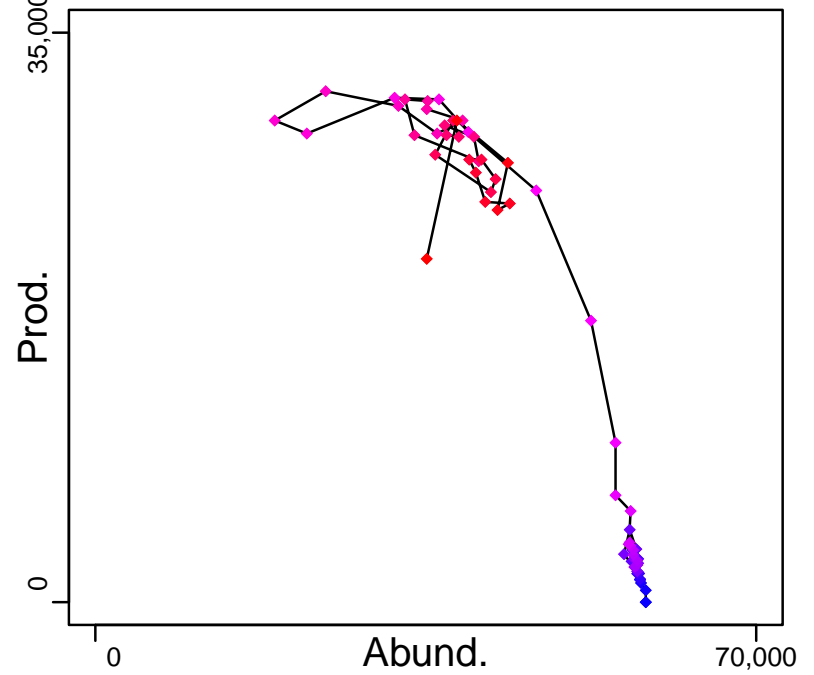
Kobe MGTpref (1952–2020–HIVELY)



Spawner Recruit*



Production (1950–2014–PONS)


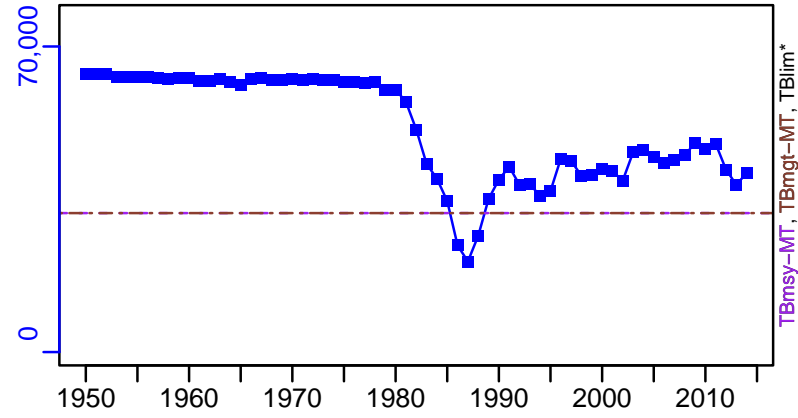


◆ Start Year ◆ End Year * No Data

Skipjack tuna Western Atlantic [SKJWATL]

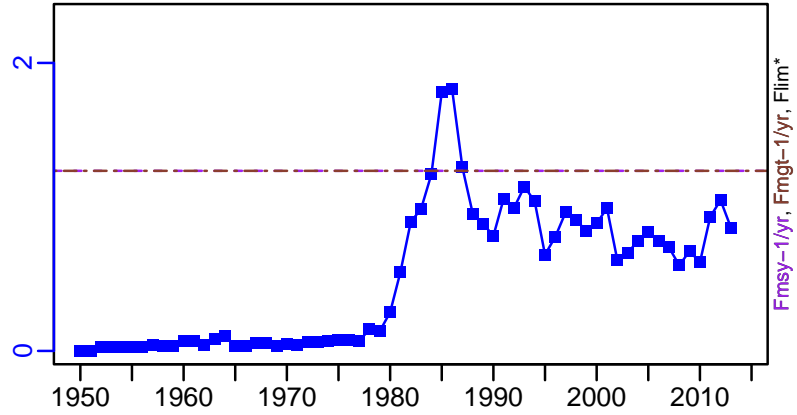

TB-MT (1950-2014-PONS)

SSB*




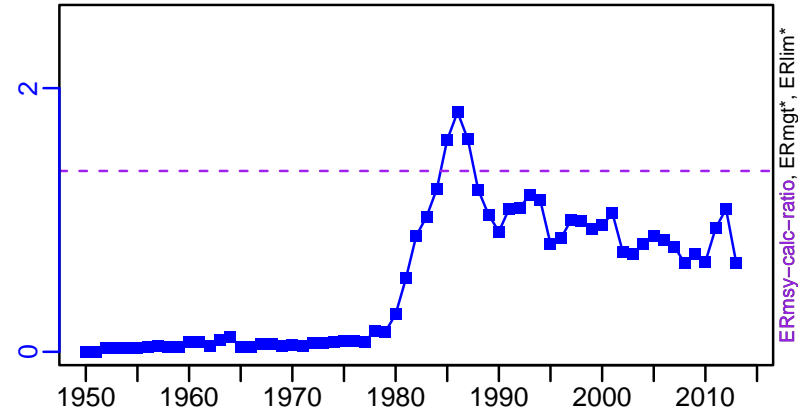
TN *

F-1/yr (1950-2014-PONS)



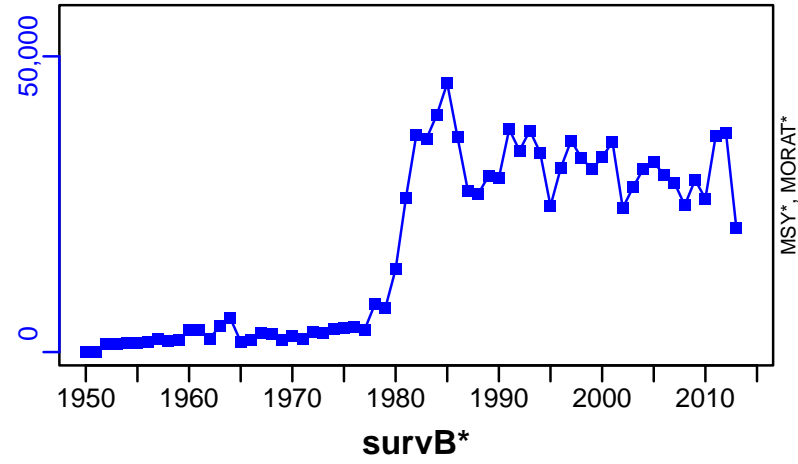
ER-calc-ratio (1950-2014-PONS)

Recruits*



Skipjack tuna Western Atlantic [SKJWATL]

TC-MT, TL*, RecC* (1950–2014–PONS)



TAC*, Cpair*, Cadv*



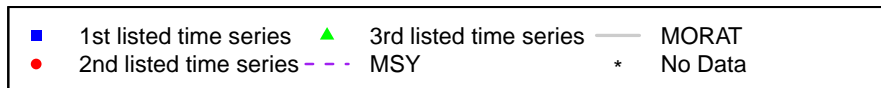
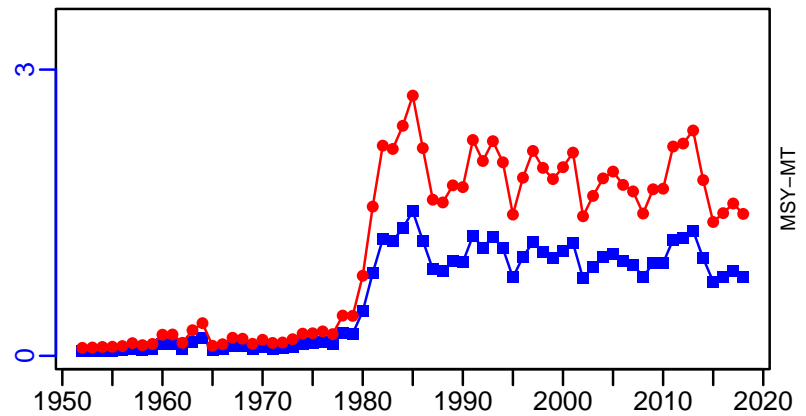
CPUE*



EFFORT*



TL-MT/MSY-MT, CdivMEANC-ratio, (1950–2018–PONS)



Swordfish Northern Atlantic [SWORDNATL]

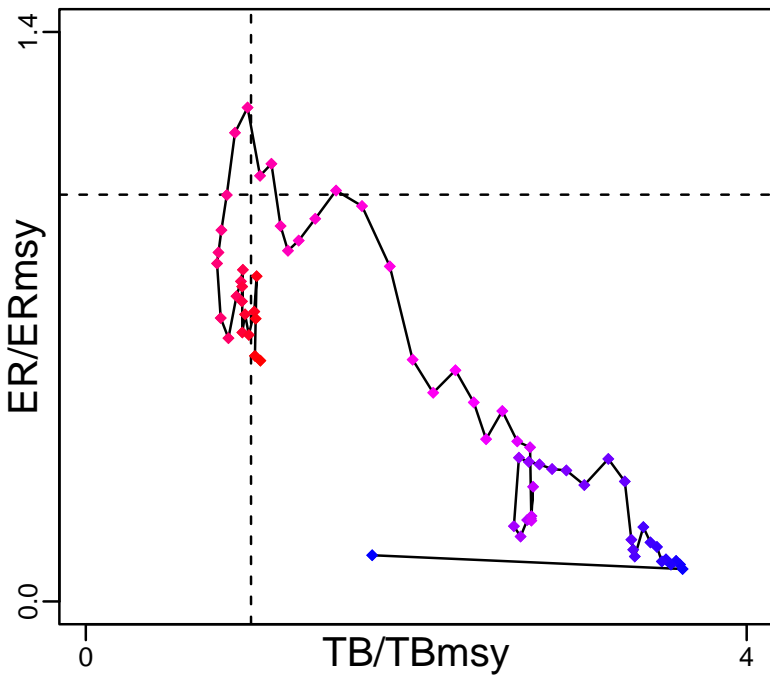
Metadata	
Scientific Name	Xiphias gladius
Current Assess ID	ICCAT-SWORDNATL-1950-2018-PONS
Area	Northern Atlantic
Management Authority	International Commission for the Conservation of Atlantic Tunas
Assessor	International Commission for the Conservation of Atlantic Tunas
Asmts in RAM	2011, 2015, 2018

Reference Points			
Type	ID	Asmt Year	Value
TBmsy	TBmsy-extr-MT	2018	56,741
SSBmsy	-	-	-
Fmsy	Fmsy-1/yr	2015	0.21
ERmsy	ERmsy-calc-ratio	2018	0.23
TBmgt	TBmgt-MT	2015	65,060
SSBmgt	-	-	-
Fmgt	Fmgt-1/yr	2015	0.21
ERmgt	-	-	-
TB0	-	-	-
SSB0	-	-	-
MSY	MSY-MT	2018	13,059
M	-	-	-
TBlim	-	-	-
SSBlim	-	-	-
Flim	-	-	-
ERlim	-	-	-

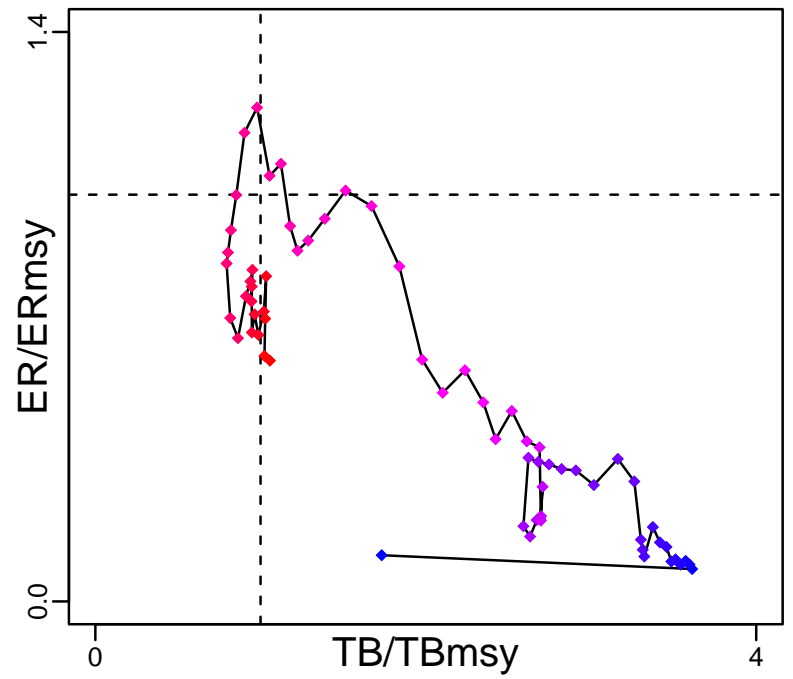
Time Series					
Type	ID	Asmt Year	Curr Value	Sex	Age
TB	TB-MT	2018	78,344	-	-
SSB	-	-	-	-	-
TN	-	-	-	-	-
R	-	-	-	-	-
F	F-1/yr	2015	0.17	-	-
ER	ER-calc-ratio	2018	0.136	-	-
TC	TC-MT	2015	12,000		
TL	TL-MT	2018	8893		
TB/TBmsy	TBdivTBmsy-dimensionless	2018	1.057		
SSB/SSBmsy	-	-	-		
F/Fmsy	FdivFmsy-dimensionless	2018	0.778		
ER/ERmsy	ER-calc-ratio/ERmsy-calc-ratio	2018	0.592		
TB/TBmgt	TB-MT/TBmgt-MT	2015	1.136		
SSB/SSBmgt	-	-	-		
F/Fmgt	F-1/yr/Fmgt-1/yr	2015	0.81		
ER/ERmgt	-	-	-		

Swordfish Northern Atlantic [SWORDNATL]


Kobe MSYpref (1950–2018–PONS)



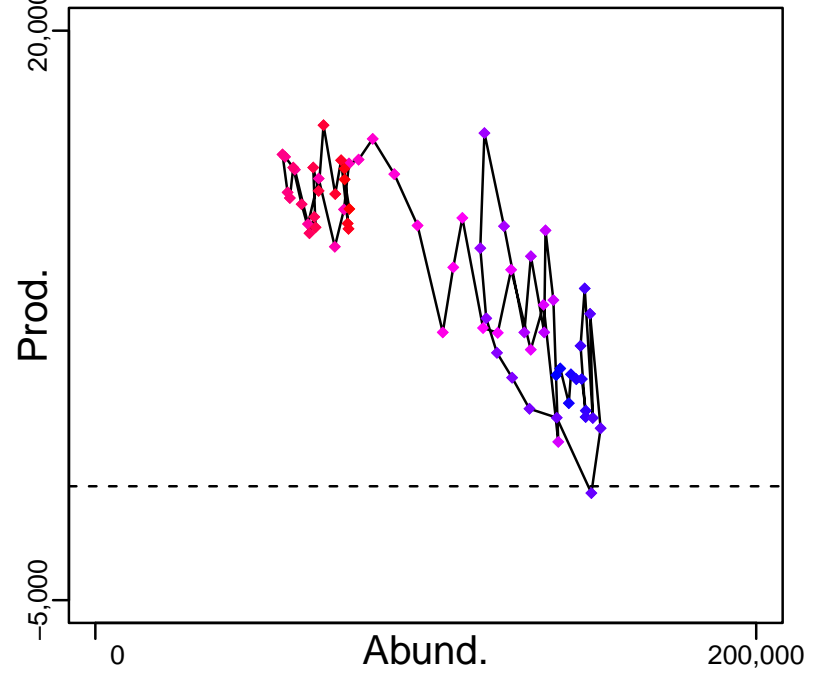
Kobe MGTpref (1950–2018–PONS)



Spawner Recruit*



Production (1950–2018–PONS)


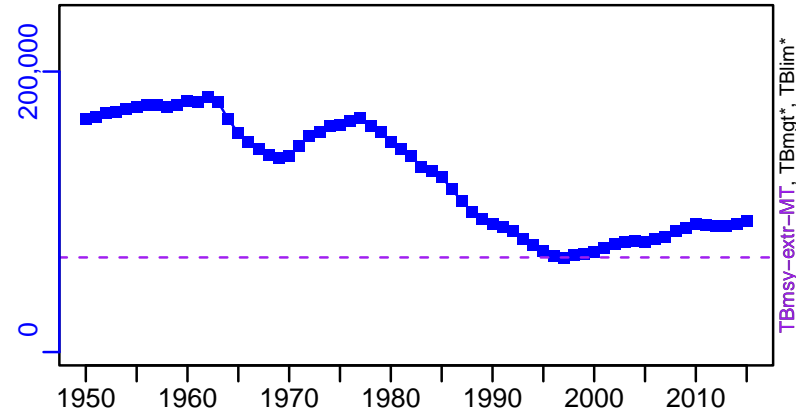


◆ Start Year ◆ End Year * No Data

Swordfish Northern Atlantic [SWORDNATL]

TB-MT (1950-2018-PONS)

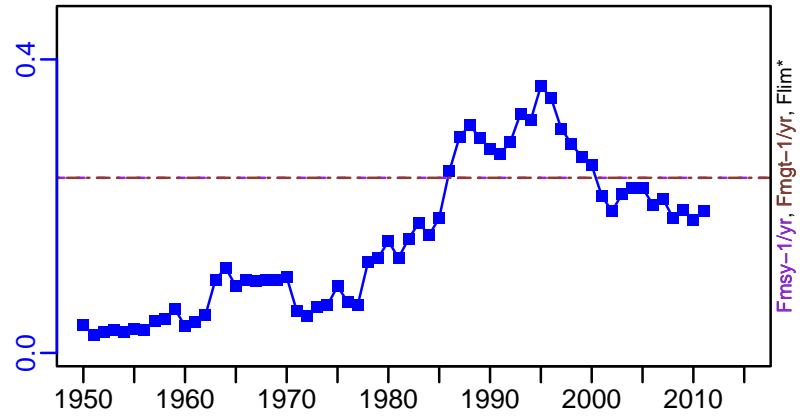
SSB*



TN *


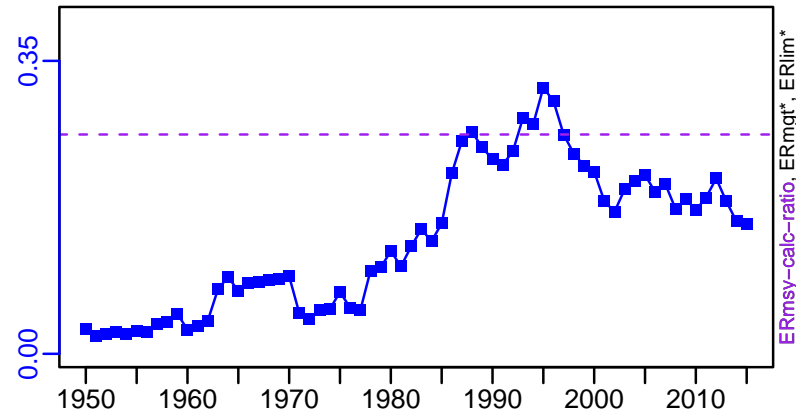


F-1/yr (1950-2015-PONS)



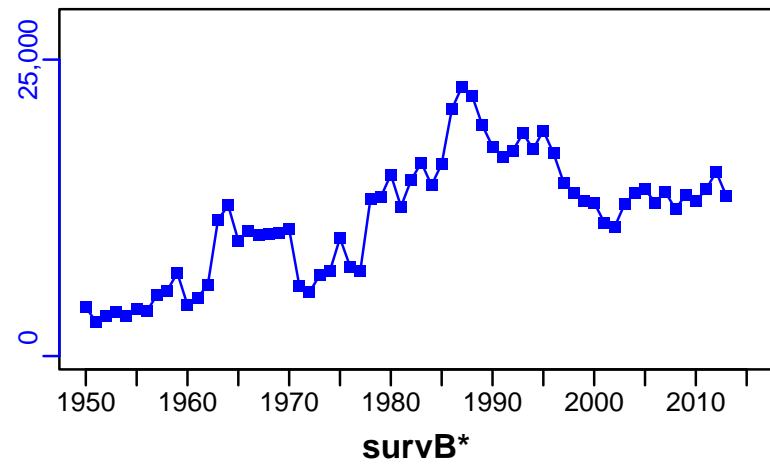
ER-calc-ratio (1950-2018-PONS)

Recruits*


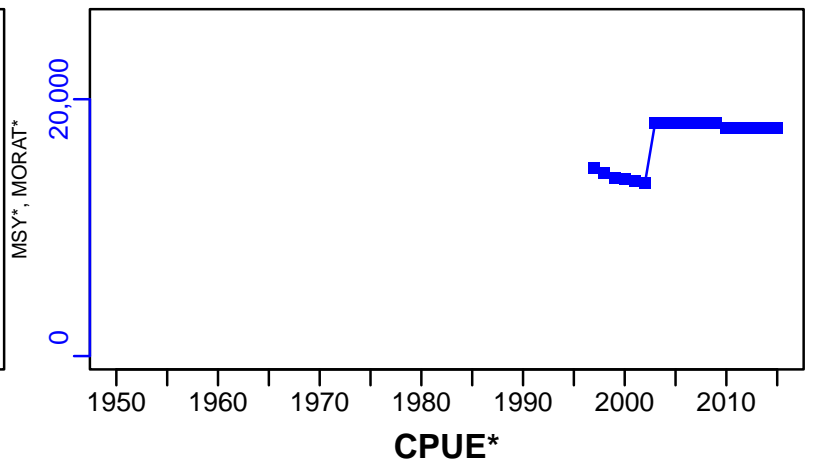


Swordfish Northern Atlantic [SWORDNATL]

TC-MT, TL*, RecC* (1950-2015-PONS)



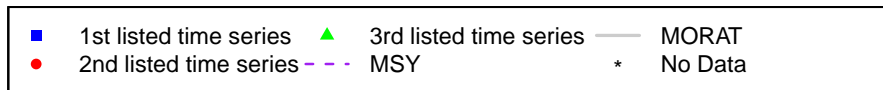
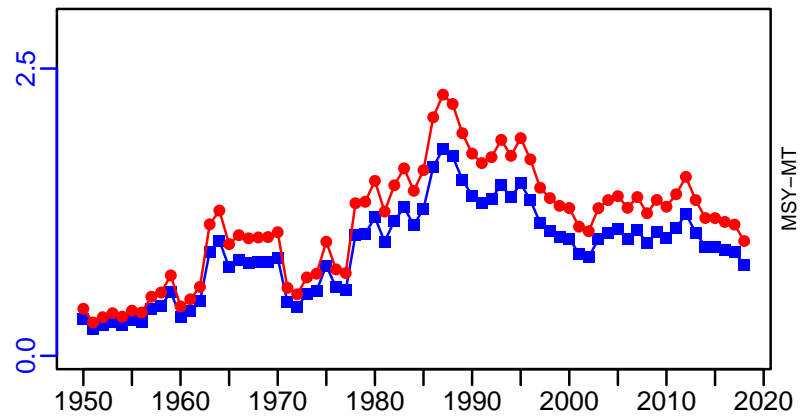
TAC-MT, Cpair*, Cadv* (1950-2015-PONS)



EFFORT*



TL-MT/MSY-MT, CdivMEANC-ratio, (1950-2018-PONS)



Swordfish South Atlantic [SWORDSATL]

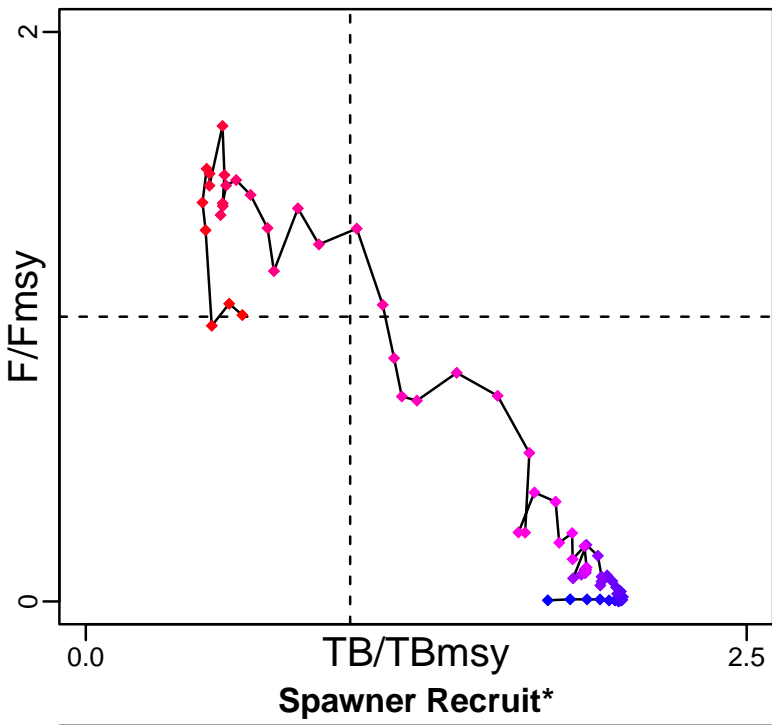
Metadata	
Scientific Name	Xiphias gladius
Current Assess ID	ICCAT-SWORDSATL-1950-2018-PONS
Area	South Atlantic
Management Authority	International Commission for the Conservation of Atlantic Tunas
Assessor	International Commission for the Conservation of Atlantic Tunas
Asmts in RAM	2015, 2018

Reference Points			
Type	ID	Asmt Year	Value
TBmsy	TBmsy-MT	2015	58,360
SSBmsy	-	-	-
Fmsy	Fmsy-1/yr	2015	0.24
ERmsy	ERmsy-calc-ratio	2015	0.243
TBmgt	TBmgt-MT	2015	58,360
SSBmgt	-	-	-
Fmgt	Fmgt-1/yr	2015	0.24
ERmgt	-	-	-
TB0	-	-	-
SSB0	-	-	-
MSY	MSY-MT	2018	14,570
M	-	-	-
TBlim	-	-	-
SSBlim	-	-	-
Flim	-	-	-
ERlim	-	-	-

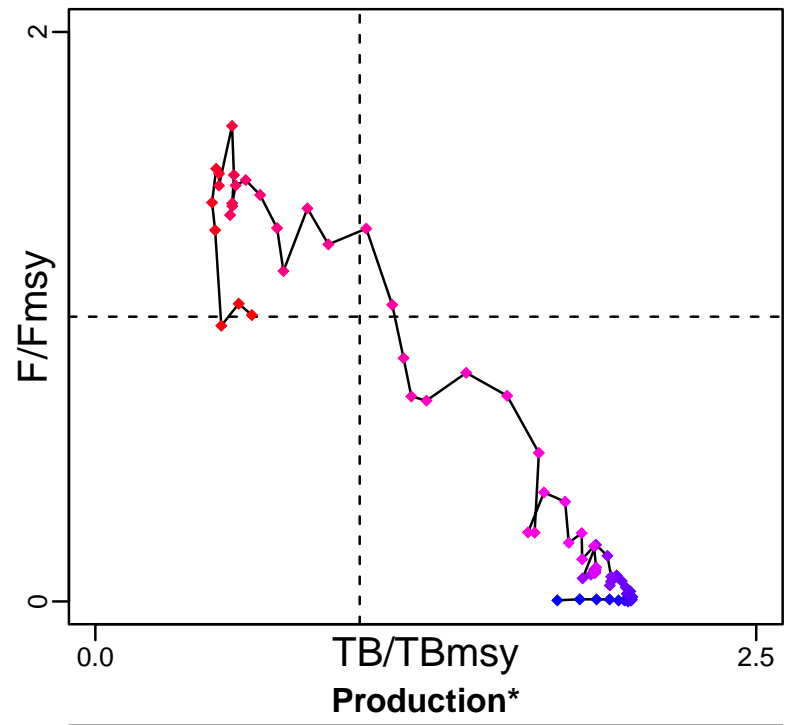
Time Series					
Type	ID	Asmt Year	Curr Value	Sex	Age
TB	TB-MT	2015	57,000	-	-
SSB	-	-	-	-	-
TN	-	-	-	-	-
R	-	-	-	-	-
F	F-1/yr	2015	0.204	-	-
ER	ER-calc-ratio	2015	0.184	-	-
TC	TC-MT	2015	7820		
TL	TL-MT	2018	10,405		
TB/TBmsy	TBdivTBmsy-dimensionless	2018	0.592		
SSB/SSBmsy	-	-	-		
F/Fmsy	FdivFmsy-dimensionless	2018	1.006		
ER/ERmsy	ER-calc-ratio/ERmsy-calc-ratio	2015	0.757		
TB/TBmgt	TB-MT/TBmgt-MT	2015	0.977		
SSB/SSBmgt	-	-	-		
F/Fmgt	F-1/yr/Fmgt-1/yr	2015	0.85		
ER/ERmgt	-	-	-		

Swordfish South Atlantic [SWORDSATL]

Kobe MSY_{pref} (1950–2018–PONS)



Kobe MGT_{pref} (1950–2018–PONS)


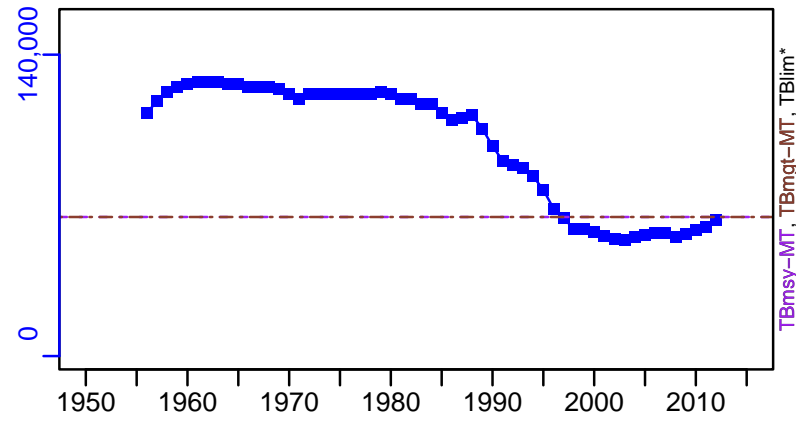


◆ Start Year ◆ End Year * No Data

Swordfish South Atlantic [SWORDSATL]

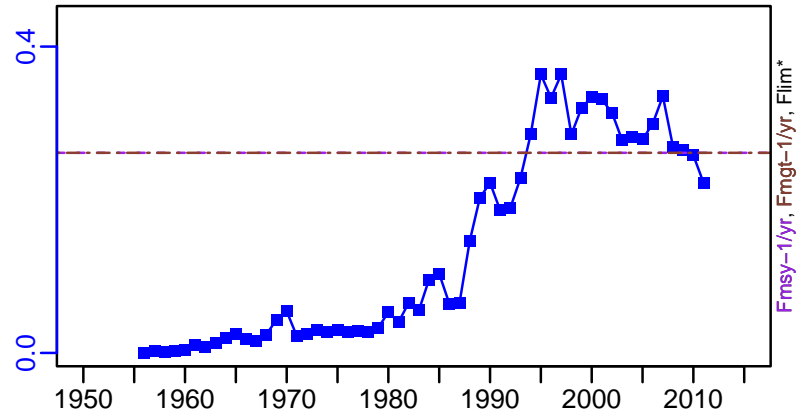

TB-MT (1950-2015-PONS)

SSB*




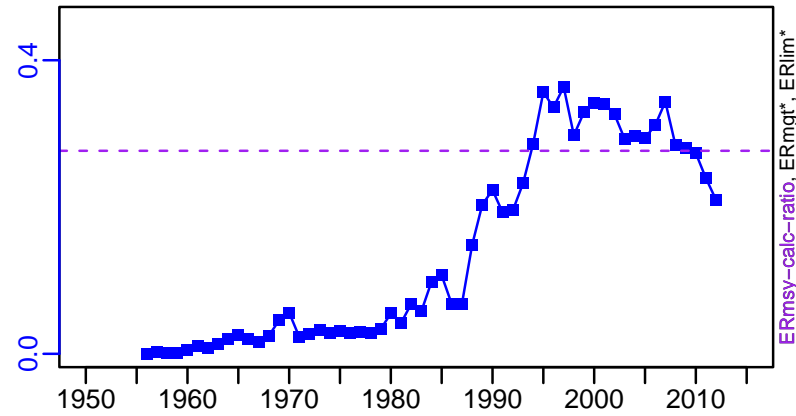
TN *

F-1/yr (1950-2015-PONS)



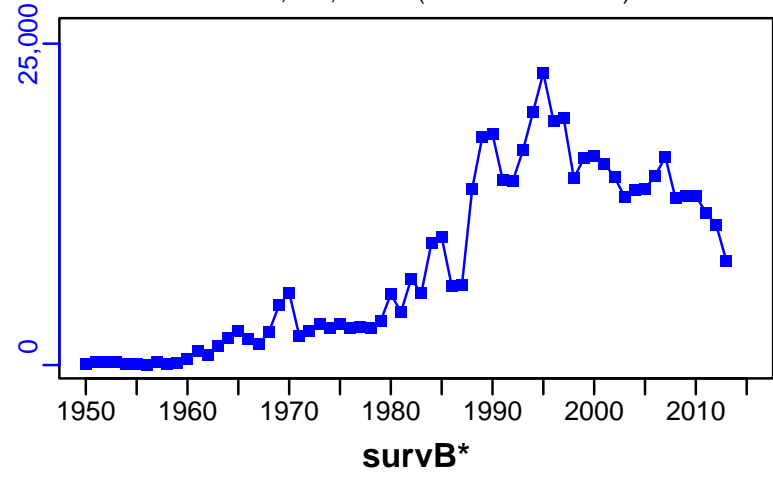
ER-calc-ratio (1950-2015-PONS)

Recruits*

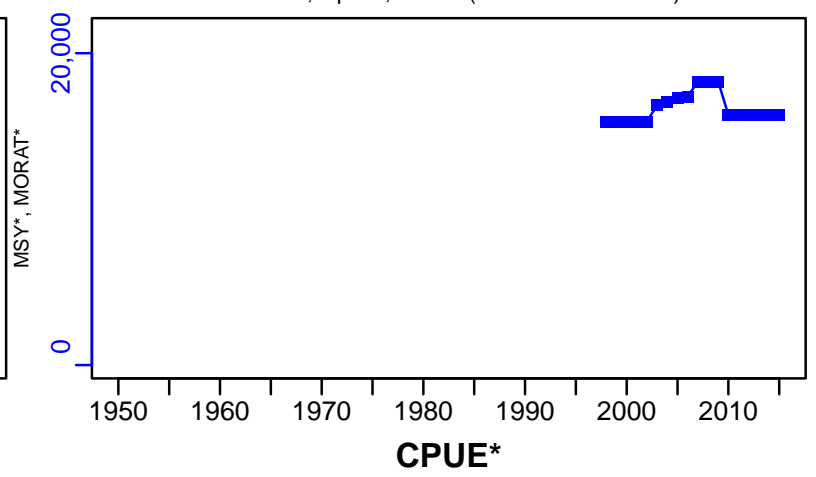


Swordfish South Atlantic [SWORDSATL]


TC-MT, TL*, RecC* (1950–2015–PONS)



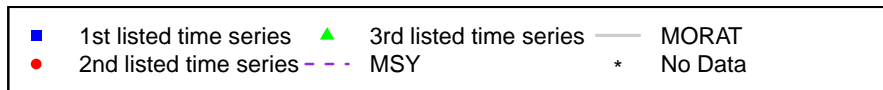
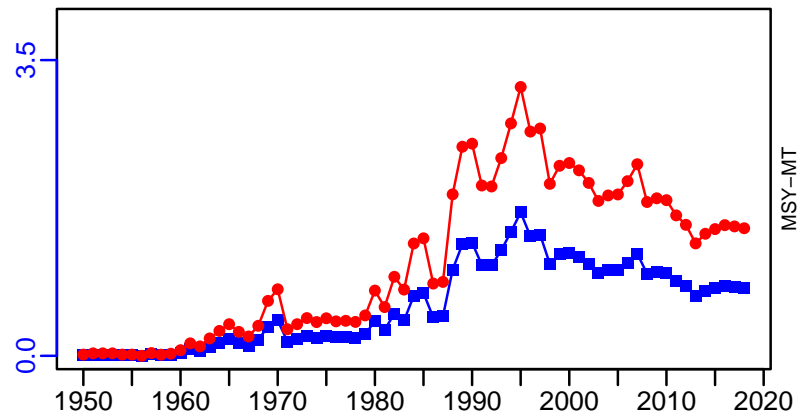
TAC-MT, Cpair*, Cadv* (1950–2015–PONS)



EFFORT*



TL-MT/MSY-MT, CdivMEANC-ratio, (1950–2018–PONS)



White marlin Atlantic Ocean [WMARLINATL]

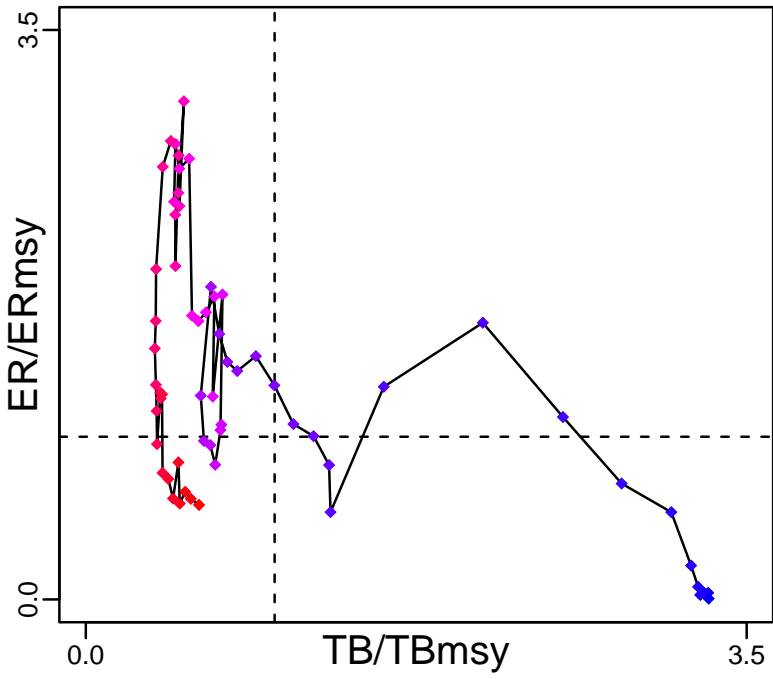
Metadata	
Scientific Name	Tetrapturus albidus
Current Assess ID	ICCAT-WMARLINATL-1956-2018-PONS
Area	Atlantic Ocean
Management Authority	International Commission for the Conservation of Atlantic Tunas
Assessor	International Commission for the Conservation of Atlantic Tunas
Asmts in RAM	2011, 2018

Reference Points			
Type	ID	Asmt Year	Value
TBmsy	TBmsy-extr-MT	2018	10,031
SSBmsy	SSBmsy-MT	2011	2191
Fmsy	Fmsy-extr-1/yr	2018	0.143
ERmsy	ERmsy-calc-ratio	2018	0.149
TBmgt	-	-	-
SSBmgt	-	-	-
Fmgt	-	-	-
ERmgt	-	-	-
TB0	TB0-MT	2011	36,234
SSB0	-	-	-
MSY	MSY-MT	2018	1495
M	-	-	-
TBlim	-	-	-
SSBlim	-	-	-
Flim	-	-	-
ERlim	-	-	-

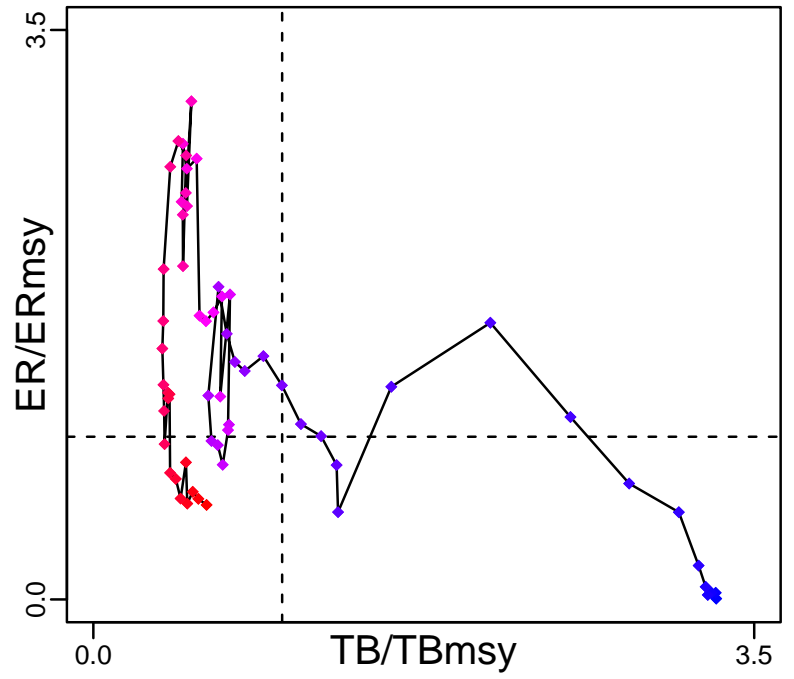
Time Series					
Type	ID	Asmt Year	Curr Value	Sex	Age
TB	TB-MT	2018	4878	-	-
SSB	SSB-MT	2011	706	-	-
TN	-	-	-	-	-
R	R-E00	2011	85,200	-	-
F	F-1/yr	2018	0.094	-	-
ER	ER-calc-ratio	2018	0.087	-	-
TC	TC-MT	2011	434		
TL	TL-MT	2018	247		
TB/TBmsy	TBdivTBmsy-dimensionless	2018	0.6		
SSB/SSBmsy	SSB-MT/SSBmsy-MT	2011	0.322		
F/Fmsy	FdivFmsy-dimensionless	2018	0.667		
ER/ERmsy	ER-calc-ratio/ERmsy-calc-ratio	2018	0.581		
TB/TBmgt	-	-	-		
SSB/SSBmgt	-	-	-		
F/Fmgt	-	-	-		
ER/ERmgt	-	-	-		

White marlin Atlantic Ocean [WMARLINATL]

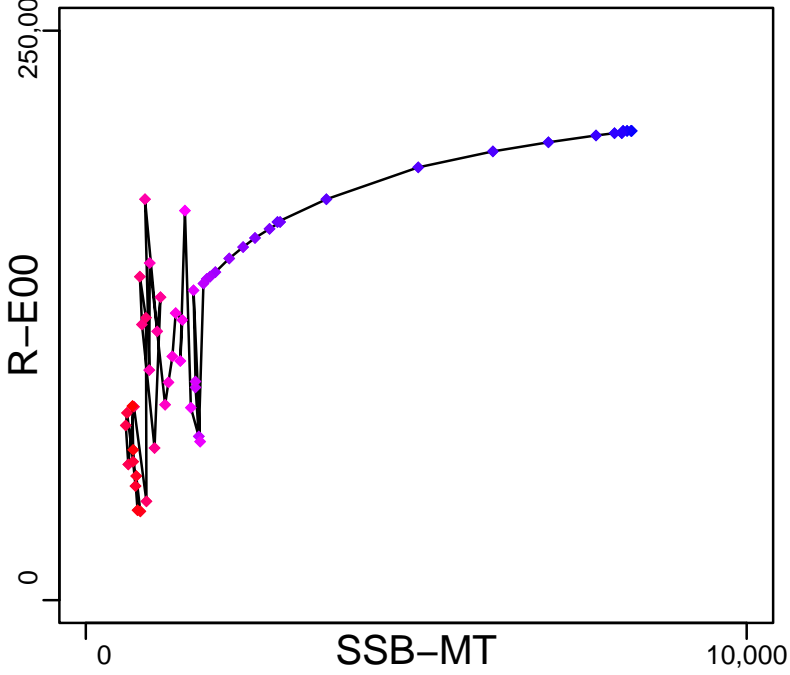
Kobe MSYpref (1956–2018–PONS)



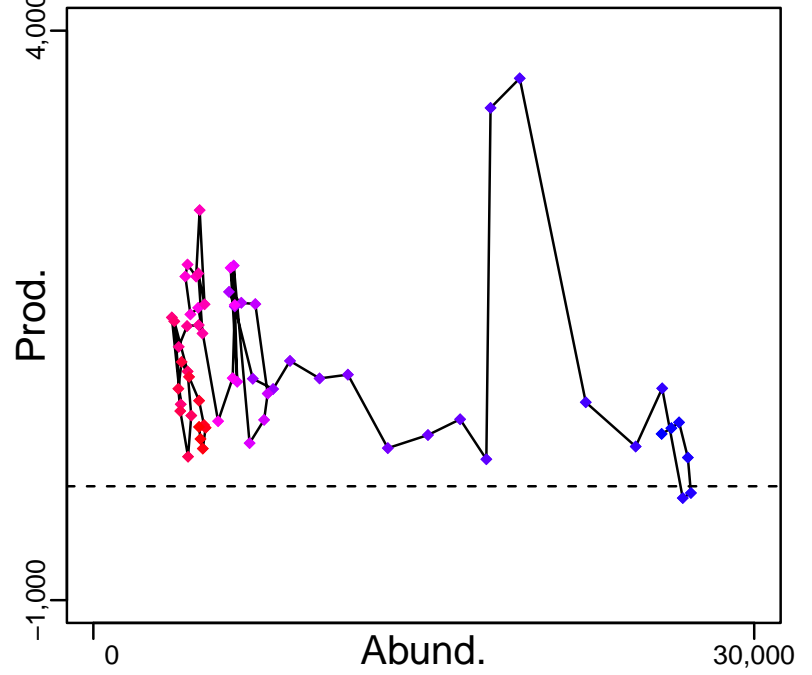
Kobe MGTpref (1956–2018–PONS)



Spawner Recruit (1956–2011–CHING)



Production (1956–2018–PONS)

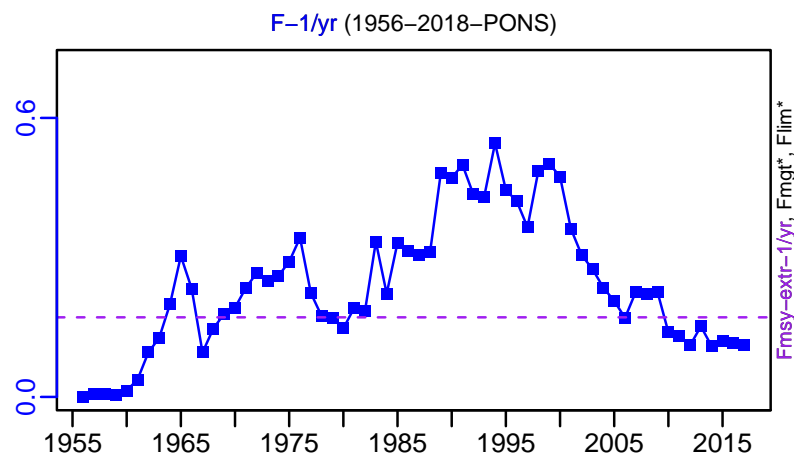
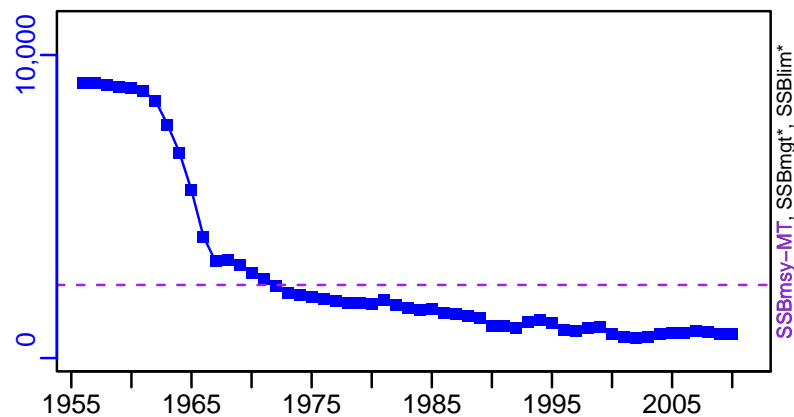
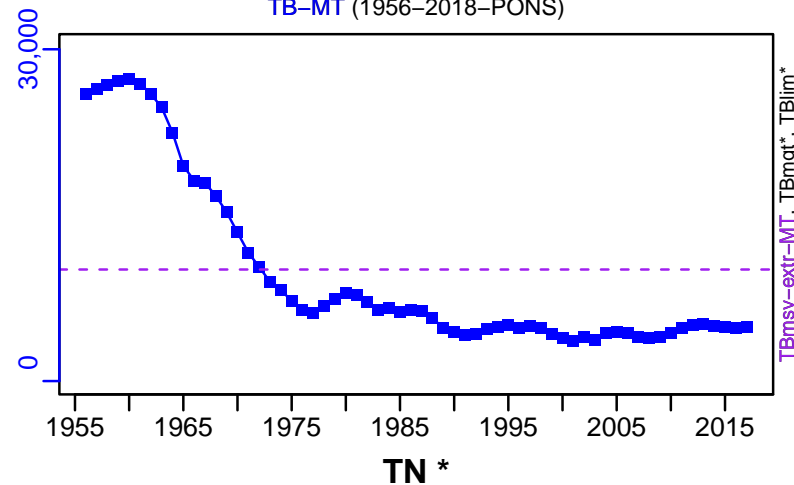


◆ Start Year ◆ End Year * No Data

White marlin Atlantic Ocean [WMARLINATL]

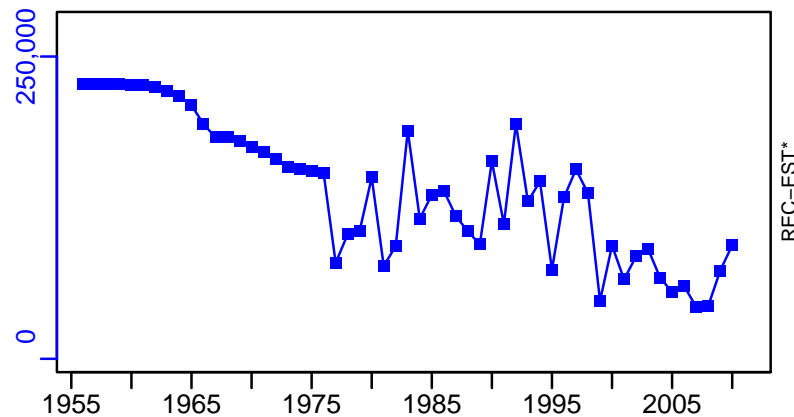
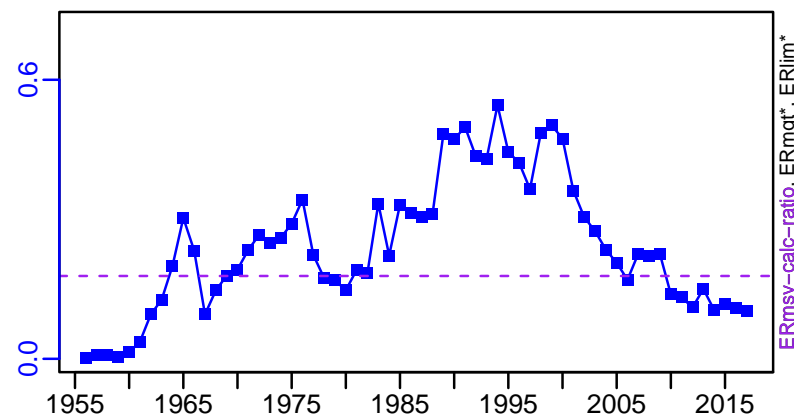
TB-MT (1956–2018-PONS)

SSB-MT (1956–2011-CHING)



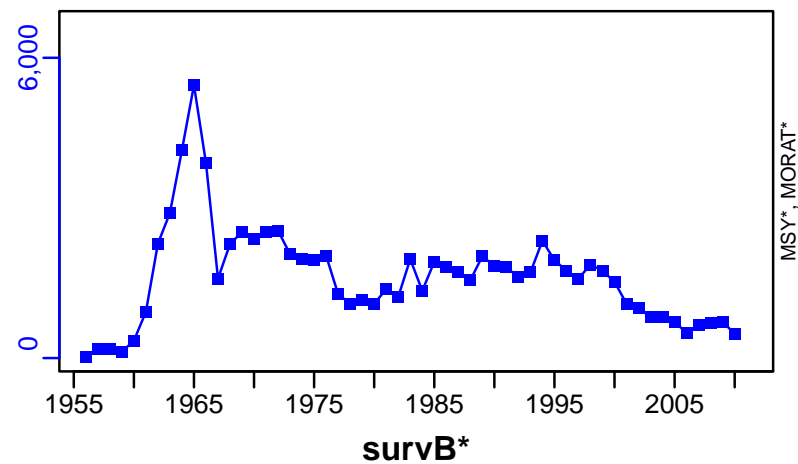
ER-calc-ratio (1956–2018-PONS)

R-E00 (1956–2011-CHING)



White marlin Atlantic Ocean [WMARLINATL]

TC-MT, TL*, RecC* (1956–2011–CHING)



TAC*, Cpair*, Cadv*



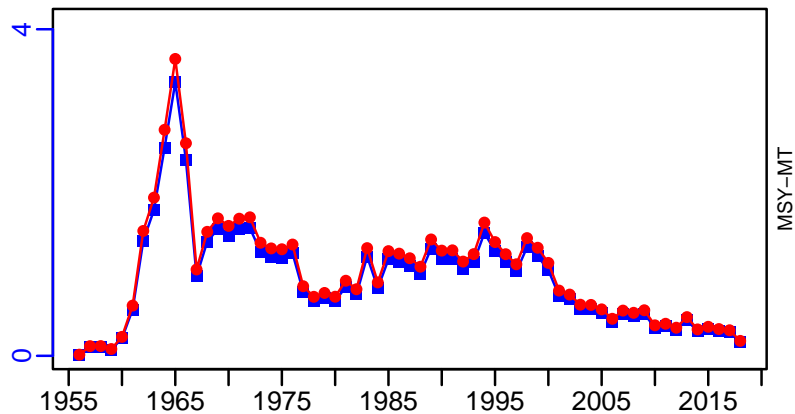
CPUE*



EFFORT*



TL-MT/MSY-MT, CdivMEANC-ratio, (1956–2018–PONS)



■ 1st listed time series ▲ 3rd listed time series — MORAT
● 2nd listed time series - - - MSY * No Data

Yellowfin tuna Atlantic Ocean [YFINATL]

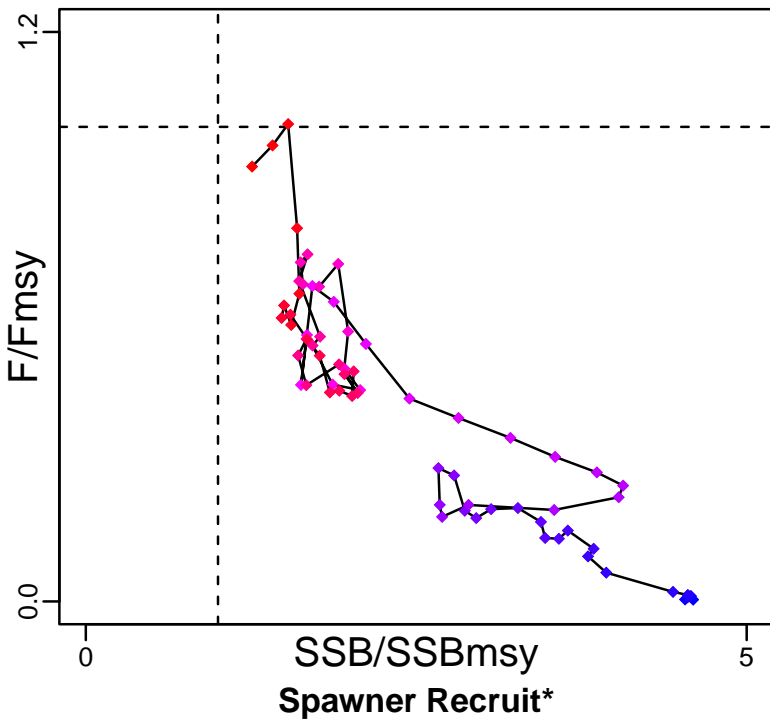
Metadata	
Scientific Name	Thunnus albacares
Current Assess ID	ICCAT-YFINATL-1950-2018-PONS
Area	Atlantic Ocean
Management Authority	International Commission for the Conservation of Atlantic Tunas
Assessor	International Commission for the Conservation of Atlantic Tunas
Asmts in RAM	2011, 2016, 2018

Reference Points			
Type	ID	Asmt Year	Value
TBmsy	TBmsy-extr-MT	2016	740,132
SSBmsy	-	-	-
Fmsy	Fmsy-extr-1/yr	2016	0.17
ERmsy	ERmsy-calc-ratio	2011	0.257
TBmgt	-	-	-
SSBmgt	-	-	-
Fmgt	-	-	-
ERmgt	-	-	-
TB0	-	-	-
SSB0	-	-	-
MSY	MSY-MT	2018	121,298
M	-	-	-
TBlim	-	-	-
SSBlim	-	-	-
Flim	-	-	-
ERlim	-	-	-

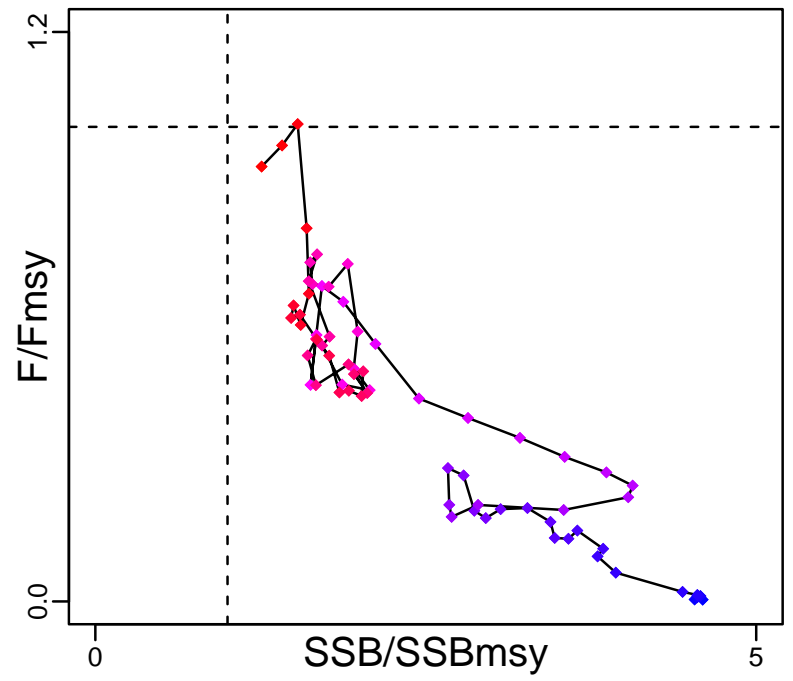
Time Series					
Type	ID	Asmt Year	Curr Value	Sex	Age
TB	TB-MT	2016	725,000	-	-
SSB	-	-	-	-	-
TN	-	-	-	-	-
R	-	-	-	-	-
F	F-1/yr	2016	0.131	-	-
ER	ER-calc-ratio	2016	0.134	-	-
TC	TC-MT	2011	108,000		
TL	TL-MT	2018	133,900		
TB/TBmsy	TBdivTBmsy-dimensionless	2016	0.98		
SSB/SSBmsy	SSBdivSSBmsy-dimensionless	2018	1.258		
F/Fmsy	FdivFmsy-dimensionless	2018	0.916		
ER/ERmsy	ER-ratio/ERmsy-calc-ratio	2011	1.074		
TB/TBmgt	-	-	-		
SSB/SSBmgt	-	-	-		
F/Fmgt	-	-	-		
ER/ERmgt	-	-	-		

Yellowfin tuna Atlantic Ocean [YFINATL]

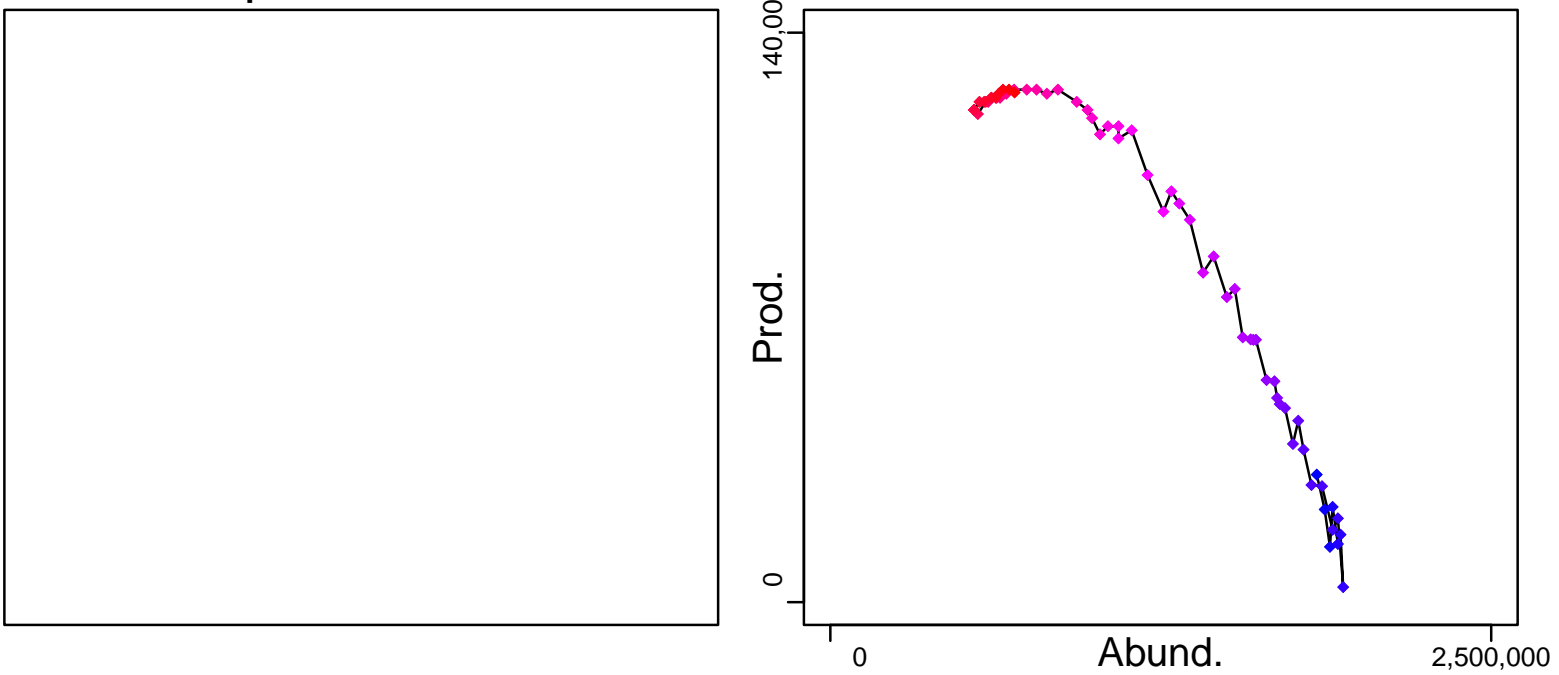
Kobe MSYpref (1950–2018–PONS)



Kobe MGTpref (1950–2018–PONS)



Production (1950–2016–PONS)


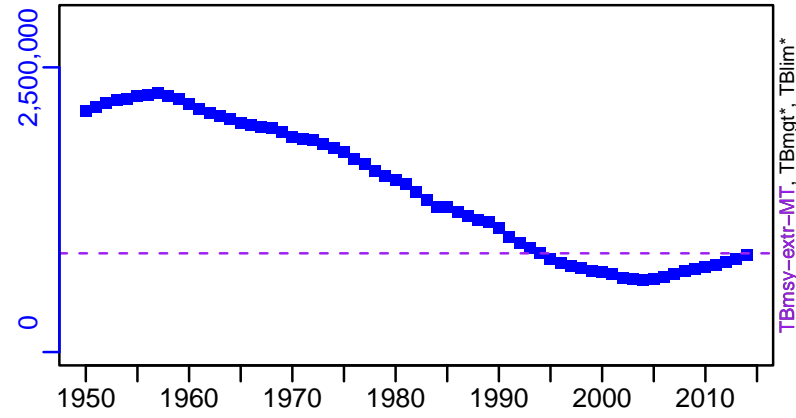


◆ Start Year ◆ End Year * No Data

Yellowfin tuna Atlantic Ocean [YFINATL]

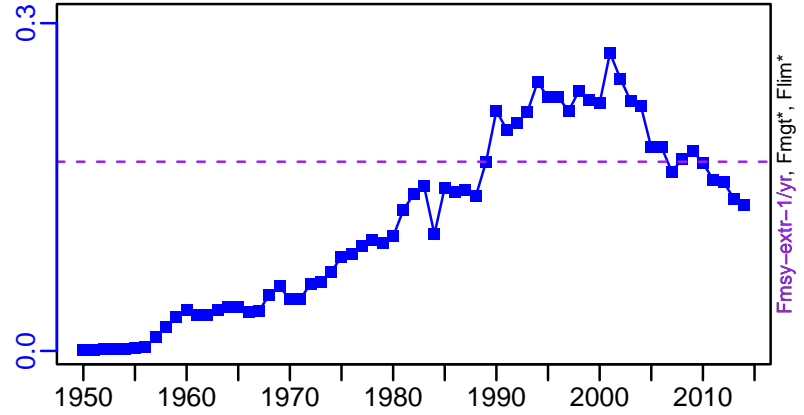

TB-MT (1950–2016–PONS)

SSB*




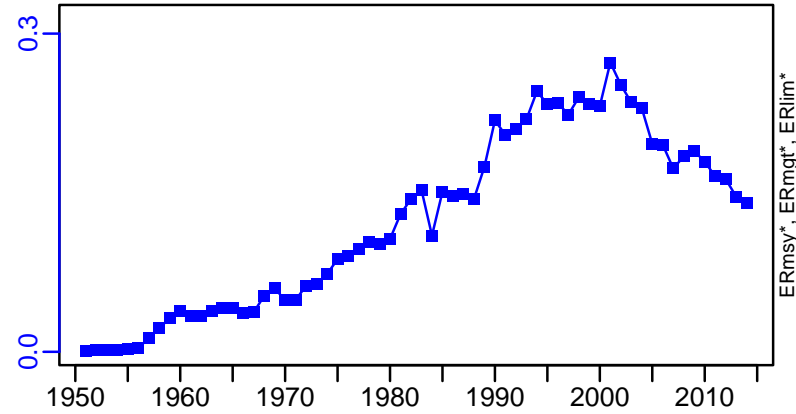
TN *

F-1/yr (1950–2016–PONS)



ER-calc-ratio (1950–2016–PONS)




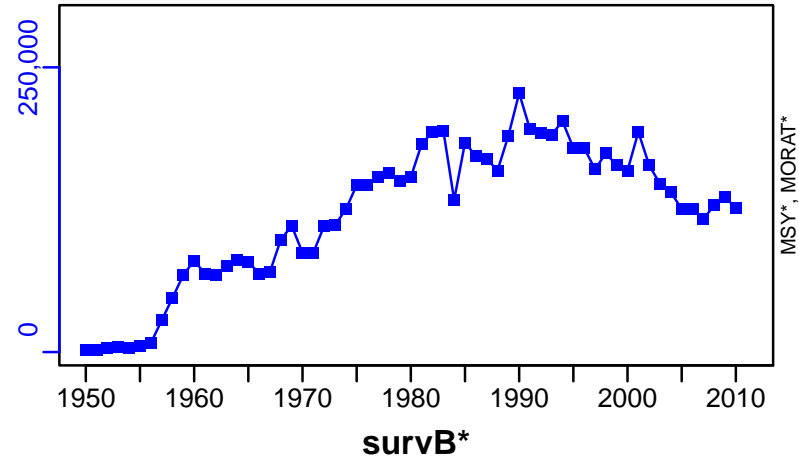
Recruits*



Yellowfin tuna Atlantic Ocean [YFINATL]

TC-MT, TL*, RecC* (1950–2011–CHING)

TAC*, Cpair*, Cadv*



CPUE*

EFFORT*

TL-MT/MSY-MT, CdivMEANC-ratio, (1950–2018–PONS)

